

Participants' understanding of informed consent in clinical trials over three decades: systematic review and meta-analysis

Nguyen Thanh Tam,^a Nguyen Tien Huy,^b Le Thi Bich Thoa,^a Nguyen Phuoc Long,^a Nguyen Thi Huyen Trang,^c Kenji Hirayama^d & Juntra Karbwang^b

Objective To estimate the proportion of participants in clinical trials who understand different components of informed consent.

Methods Relevant studies were identified by a systematic review of PubMed, Scopus and Google Scholar and by manually reviewing reference lists for publications up to October 2013. A meta-analysis of study results was performed using a random-effects model to take account of heterogeneity.

Findings The analysis included 103 studies evaluating 135 cohorts of participants. The pooled proportion of participants who understood components of informed consent was 75.8% for freedom to withdraw at any time, 74.7% for the nature of study, 74.7% for the voluntary nature of participation, 74.0% for potential benefits, 69.6% for the study's purpose, 67.0% for potential risks and side-effects, 66.2% for confidentiality, 64.1% for the availability of alternative treatment if withdrawn, 62.9% for knowing that treatments were being compared, 53.3% for placebo and 52.1% for randomization. Most participants, 62.4%, had no therapeutic misconceptions and 54.9% could name at least one risk. Subgroup and meta-regression analyses identified covariates, such as age, educational level, critical illness, the study phase and location, that significantly affected understanding and indicated that the proportion of participants who understood informed consent had not increased over 30 years.

Conclusion The proportion of participants in clinical trials who understood different components of informed consent varied from 52.1% to 75.8%. Investigators could do more to help participants achieve a complete understanding.

Abstracts in **عربي**, **中文**, **Français**, **Русский** and **Español** at the end of each article.

Introduction

Informed consent has its roots in the 1947 Nuremberg Code and the 1964 Declaration of Helsinki and is now a guiding principle for conduct in medical research.^{1,2} Within its ethical and legal foundations,³ informed consent has two specific goals in clinical research: (i) to respect and promote a participant's autonomy; and (ii) to protect participants from harm.^{4,5} Obtaining written informed consent from participants before enrolment in a study is an internationally accepted standard.⁶⁻¹⁰

Five concepts must be considered in establishing informed consent: voluntariness, capacity, disclosure, understanding and decision.^{11,12} Voluntariness means that an individual's decision to participate is made without coercion or persuasion. Capacity relates to an individual's ability to make decisions that stems from his or her ability to understand the information provided. Disclosure involves giving research participants all relevant information about the research, including its nature, purpose, risks and potential benefits as well as the alternatives available.¹³ Understanding implies that research participants are able to comprehend the information provided and appreciate its relevance to their personal situations. Decision is that made to participate, or not.^{11,12}

The quality of informed consent in clinical research is determined by the extent to which participants understand the process of informed consent.¹⁴ Understanding plays a pivotal role in clinical research because it directly affects how ethical principles are applied in practice.¹⁵⁻¹⁷ Although the literature on informed consent began to accumulate in the

1980s, little is known about how patients' understanding has evolved as no meta-analysis has been previously performed. A systematic review considering literature up to 2006 found that only around 50% of participants understood all components of informed consent in surgical and clinical trials.¹⁸ Another systemic review, which included data up to 2010, compared only the quality of informed consent in developing and developed countries.¹⁹ The objective of this study was, therefore, to investigate the quality of informed consent in clinical trials in recent decades by performing a systematic review and meta-analysis of the data available.

Methods

We conducted a literature search of PubMed and Scopus using the following terms: "informed consent[mh] AND (comprehension[mh] OR decision making[mh] OR knowledge[mh] OR perception[mh] OR communication[mh] OR understanding) AND (randomized controlled trials as topic[mh] OR clinical trial as topic[mh])". In addition, in a simple search of Scopus, we used: "allintitle: understanding OR comprehension OR knowledge OR decision OR perception OR communication "informed consent"". In Google Scholar, we used the keywords "informed consent" as the exact phrase and "understanding, comprehension, knowledge, decision, perception, communication" with the option with at least one of the words and selected "where my words occur in the title of the article". The search strategy was developed as previously described.²⁰ The searches covered all data entered up to

^a Ho Chi Minh City University of Medicine and Pharmacy, Ho Chi Minh City, Viet Nam.

^b Department of Clinical Product Development, Institute of Tropical Medicine (NEKKEN), Nagasaki University, 1-12-4 Sakamoto, Nagasaki 852-8523, Japan.

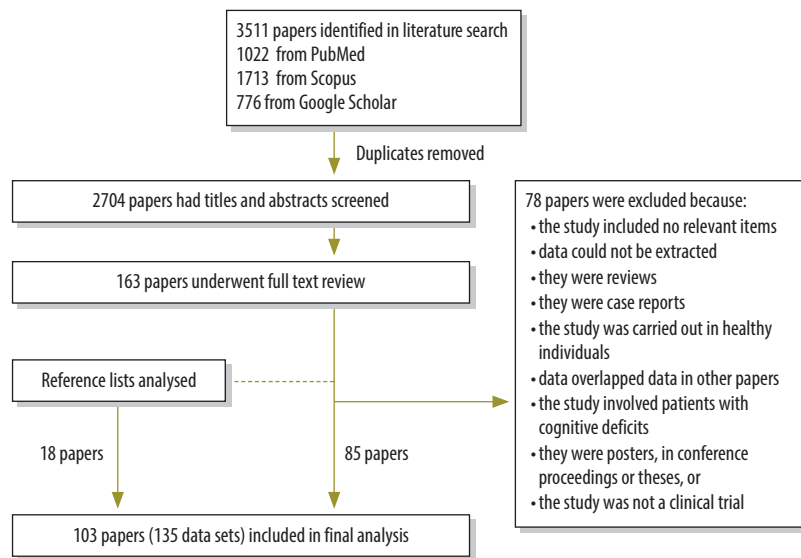
^c Hue University of Medicine and Pharmacy, Hue City, Viet Nam.

^d Department of Immunogenetics, Institute of Tropical Medicine (NEKKEN), Nagasaki, Japan.

Correspondence to Nguyen Tien Huy (email: tienhuy@nagasaki-u.ac.jp).

(Submitted: 13 May 2014 – Revised version received: 29 October 2014 – Accepted: 26 November 2014 – Published online: 22 January 2015)

Fig. 1. Flow diagram for the selection of studies on participants' understanding of informed consent in clinical trials



October 2013. In addition, we analysed the reference lists of relevant articles. All studies identified were reviewed independently for eligibility by two of five authors and conflicts were resolved by seeking a consensus with other authors.

A study was eligible for inclusion if it assessed the participant's or the participant's guardian's understanding of informed consent^{1,2} and at least one of the following components of the informed consent process:^{8,21} therapeutic misconception (i.e. lack of awareness of the uncertainty of success); ability to name at least one risk; knowing that treatments were being compared; or understanding of: (i) the nature of the study (i.e. awareness of participating in research); (ii) the purpose of the study; (iii) the risks and side-effects; (iv) the direct benefits; (v) placebo; (vi) randomization; (vii) the voluntary nature of participation; (viii) freedom to withdraw from the study at any time; (ix) the availability of alternative treatment if withdrawn from a trial; or (x) confidentiality (i.e. personal information will not be revealed). There was no restriction by language, age (i.e. children or adults) or study design. French and Japanese articles were translated into English by authors with a good command of these languages. We excluded articles on studies that: (i) compared or evaluated methods of informed consent; (ii) used an intervention to improve participants' knowledge of informed consent; (iii) involved animals or included only

healthy volunteers (e.g. simulated studies); (iv) involved patients with cognitive deficits; (v) were published as posters, in conference proceedings or as a thesis; or (vi) were not clinical trials. Our study protocol was registered with the international prospective register of systematic reviews (PROSPERO) with the identifier CRD42013005526. The study selection process, which was carried out in accordance with MOOSE guidelines for meta-analyses and systematic reviews of observational studies, is shown in Fig. 1.²²

Quality of evaluation

The quality of the informed consent evaluation was assessed independently by two authors using seven metrics: (i) the description of participants; (ii) whether or not interviewers were members of the original trial's staff; (iii) the description of the evaluation method (i.e. by questionnaire or interview); (iv) the description of the questionnaire; (v) the selection of participants (i.e. consecutive participants or a random or cross-sectional selection); (vi) the description of exclusion criteria; and (vii) the timing of the evaluations. Quality scores for the studies included are shown in Appendix A (available at: https://www.researchgate.net/publication/270506278_Online_Only_Supplements_for_Three_decades_of_participants_understanding_of_informed_consent_in_clinical_trials_a_systematic_review_and_meta-analysis).

Study data

Data were extracted for each study on: (i) the year of publication; (ii) the study language and the country where the study was conducted; (iii) the phase of the study; (iv) the baseline characteristics of the study population, including the source of the population, the number of participants and their age, sex and educational level; (v) the medical specialty of the clinical research, including the seriousness of the disease studied; (vi) the method and timing of the informed consent evaluation; (vii) the type of questions participants had to answer; and (viii) the components of informed consent assessed, including understanding of the nature and purpose of the study, knowing that treatments were being compared, therapeutic misconceptions, participants' ability to name risks, awareness of potential risks and side-effects and understanding of potential benefits, randomization, placebo, the voluntary nature of participation, freedom to withdraw at any time, confidentiality and the availability of alternative treatment.

Statistical analysis and data synthesis

If a study investigated more than one population, a data set was created for each population. The proportion of participants who understood the different components of informed consent was pooled across studies using Comprehensive Meta-Analysis software version 2.0 (Biostat, Englewood, United States of America) and was expressed as a percentage with 95% confidence intervals (CIs). The heterogeneity of study findings was evaluated using the *Q* statistic and the *I*² test and was considered significant if the *P*-value was <0.10. Since studies gave heterogeneous results for all components, the proportion of participants who understood each component was pooled using a random-effects model that included weighting for each study. In examining the effect of covariates on these proportions, we used a subgroup or meta-regression analysis when eight or more studies assessed a particular covariate. Differences between subgroups and trends were considered significant if the *P*-value of Cochran's *Q* test was <0.05.²³ To determine if publication bias was present, we used Begg's funnel plot and Egger's regression test: a *P*-value <0.10 indicated significant publication

bias.²⁴ When publication bias was present, we used Duvall and Tweedie's trim-and-fill method to enhance symmetry by adjusting for studies that appeared to be missing.^{25–27} The final proportion of participants who understood each component was computed after adjustment for missing studies.

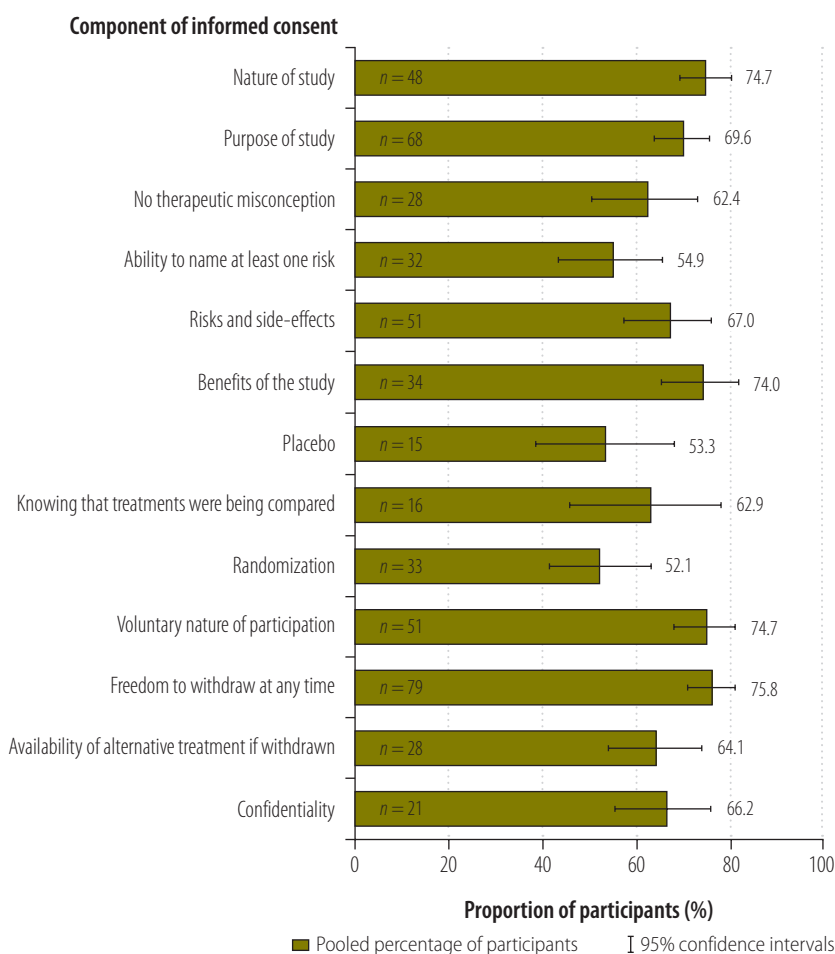
Results

The final analysis included 103 studies: 85 from the database search and 18 from reviewing reference lists.^{28–130} Ultimately 135 data sets were included because some studies evaluated more than one population (Appendix A). The sample size ranged from 8 to 1789 participants and the response rate to interview questions ranged from 9.3% to 100%. Participants were adults in 95 data sets, parents or guardians in 34, adult and child patients in three, child patients in two and adult patients or parents in one. Overall, 79% (106) of data sets were conducted in middle- or high-income countries – as classified by the World Bank¹³¹ – and 67% (90) did not report the phase of the clinical trial. The medical specialty was cancer in 33% (44) of data sets, infectious disease in 14% (19), vaccines in 10%, (13) cardiovascular disease in 7% (9), neurology in 6% (8) and other in 31% (42). Moreover, 98% (132) were published in English and only 1% each in Japanese (1) and French (2). Details of the studies and data sets are presented in Table 1 (available at: <http://www.who.int/bulletin/volumes/93/3/14-141390>).

Understanding of informed consent

The number of data sets that covered each component of informed consent is shown in Appendix B. Understanding of freedom to withdraw at any time was investigated in the largest number of studies ($n=79$), whereas understanding of placebo was investigated in the smallest number ($n=15$). Our analysis showed some variation in the proportion of participants who understood different components of informed consent. The highest proportions were 75.8% (95% CI: 70.6–80.3) for freedom to withdraw from the study at any time, 74.7% (95% CI: 68.8–79.8) for the nature of study, 74.7% (95% CI: 67.9–80.5) for the voluntary nature of participation and 74.0% (95% CI: 65.0–81.3) for potential benefits (Fig. 2 and Appendix B,

Fig. 2. Participants' understanding of components of informed consent in clinical trials, by meta-analysis^a



^a The number of studies included in the evaluation of each component is given.

available at: https://www.researchgate.net/publication/270506278_Online_Only_Supplements_for_Three_decades_of_participants_understanding_of_informed_consent_in_clinical_trials_a_systematic_review_and_meta-analysis). Lower proportions were 69.6% (95% CI: 63.5–75.1) for the purpose of the study, 67.0% (95% CI: 57.4–75.4) for potential risks and side-effects, 66.2% (95% CI: 55.3–75.7) for confidentiality, 64.1% (95% CI: 53.7–73.4) for the availability of alternative treatment if withdrawn and 62.9% (95% CI: 45.5–77.5) for knowing that treatments were being compared. In addition, 62.4% (95% CI: 50.1–73.2) had no therapeutic misconceptions. The lowest proportions were 54.9% (95% CI: 43.3–65.0) for naming at least one risk, followed by 53.3% (95% CI: 38.4–67.6) for understanding of placebo and 52.1% (95% CI: 41.3–62.7) for understanding of randomization.

Effect of covariates

We performed a meta-regression analysis to evaluate the influence of particular covariates on the proportion of participants who understood informed consent (Table 2). We found that gender had no effect but that, importantly, significantly fewer patients from low-income countries than from middle- and high countries understood randomization, the voluntary nature of participation and freedom to withdraw at any time. In addition, critically ill patients were significantly less likely to understand the nature or benefits of the study or confidentiality or to be able to name at least one risk. However, older participants were more likely to understand the nature of the study and freedom to withdraw at any time. A lower educational level was associated with a reduced likelihood of understanding the nature of the study, placebo, randomization and freedom

Table 2. Influence^a of covariates on participants' understanding of informed consent in clinical trials

Component of informed consent	Effect of covariate on understanding of component									
	Trial			Participants			Evaluation of understanding of informed consent			
	Publication year ^b	Low-income country	Phase-I study	Female sex	Older age ^b	Critically ill	Low educational level ^b	Late evaluation ^b	Open-ended question used	Quality of evaluation ^b
Nature of the study	None	None	None	None	Increased	Decreased	Decreased	None	None	None
Purpose of the study	None	None	Decreased	None	None	None	None	None	Decreased	None
No therapeutic misconception ^c	None	ND ^d	Decreased	None	None	ND	None	None	None	None
Ability to name at least one risk	None	None	None	None	None	Decreased	None	Decreased	Decreased	None
Risks and side-effects	None	None	Increased	None	None	None	None	None	None	None
Benefits of the study	None	None	None	None	None	Decreased	None	None	None	None
Placebo	None	None	ND	ND	None	ND	Decreased	None	ND	None
Knowing that treatments were being compared	None	ND	ND	None	None	ND	None	None	ND	None
Randomization	None	Decreased	ND	None	None	None	Decreased	None	None	None
Voluntary nature of participation	None	Decreased	ND	None	None	None	None	None	Decreased	None
Freedom to withdraw at any time	None	Decreased	Increased	None	Increased	None	Decreased	None	Decreased	None
Availability of alternative treatment if withdrawn	None	None	None	None	None	ND	None	None	None	None
Confidentiality	None	None	ND	ND	None	Decreased	None	Decreased	ND	None

ND: not determined.

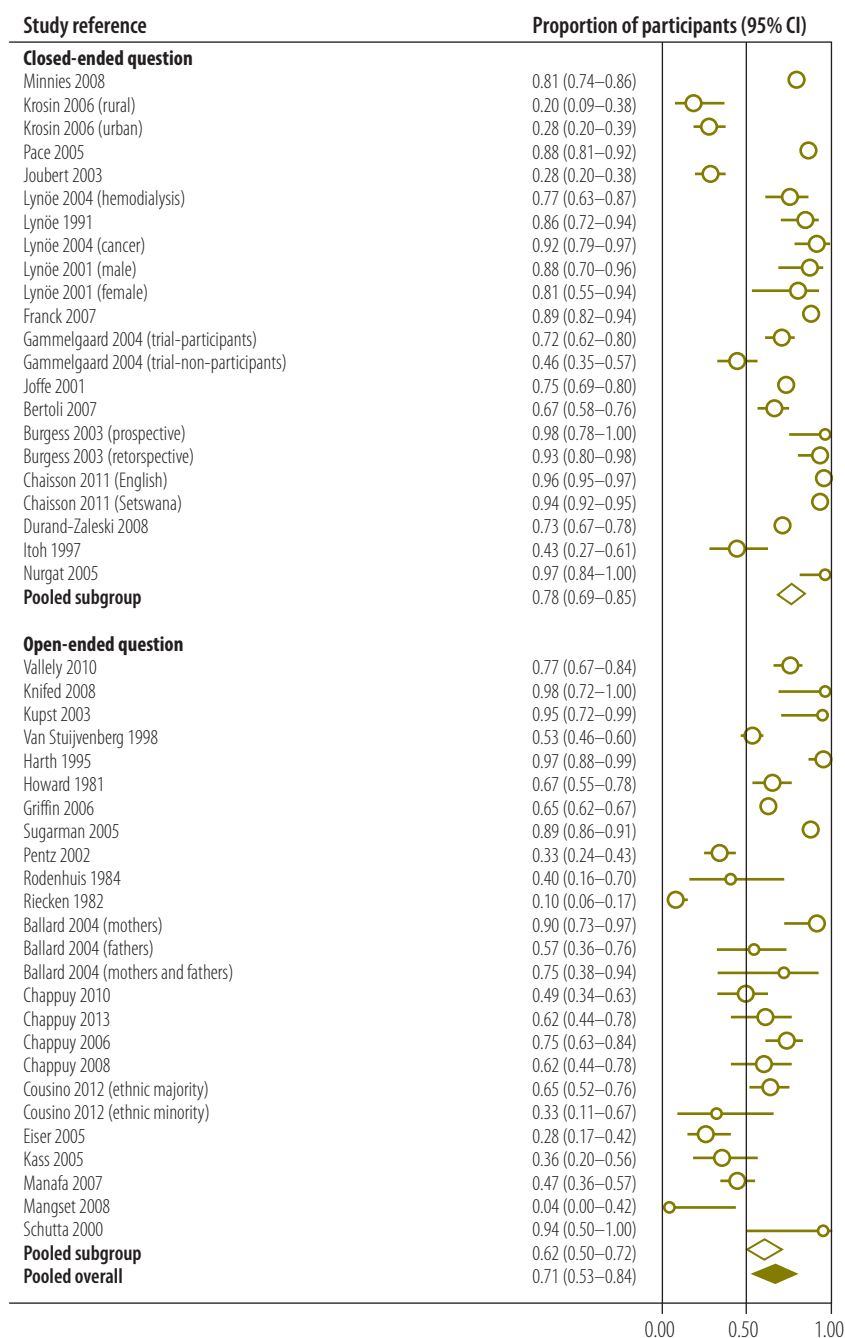
^a The influence of the covariate on participants' understanding of the component of informed consent was evaluated by meta-regression analysis.

^b Continuous variable.

^c No lack of awareness of the uncertainty of success.

^d The effect was not determined because there were fewer than five studies per subgroup or fewer than 10 for the regression analysis.

Fig. 3. Effect of using an open-ended question^a on participants' understanding of the purpose of a clinical study^b



CI: confidence interval.

^a Participants' understanding of components of informed consent was assessed using open-ended or closed-ended questions.

^b The pooled proportion of participants who understood the purpose of the study was calculated using random-effects models for those assessed using both open-ended and closed-ended questions.

to withdraw at any time. Participants in phase-I clinical trials were less likely than participants in phase-II, -III or -IV trials to understand the purpose of the study and were more likely to have therapeutic misconceptions. Participants in phase-I trials were also more likely to understand potential risks and side-effects and freedom to withdraw

at any time. Participants assessed using open-ended questions were less likely to understand the purpose of the study (Fig. 3), the voluntary nature of participation or freedom to withdraw at any time or to be able to name at least one risk. Additionally, the later the evaluation of understanding was carried out, the less likely the participant was

to understand confidentiality or to be able to name at least one risk. The quality of the evaluation did not influence understanding.

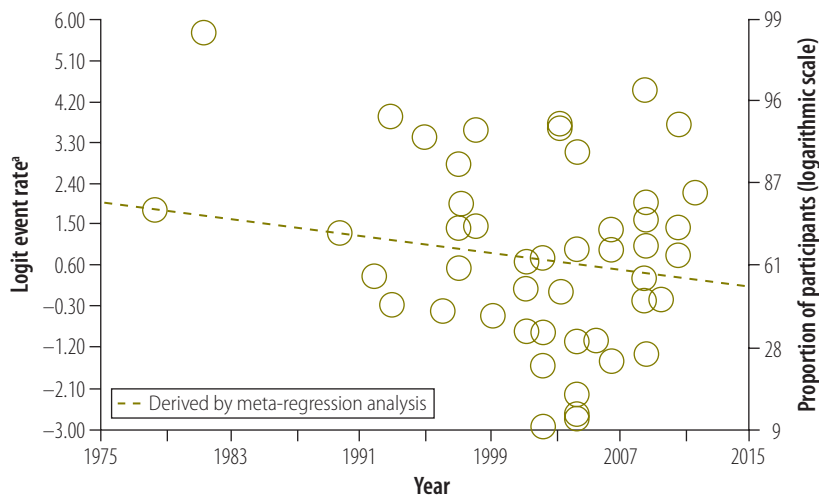
Our data also provided us with the opportunity to analyse how study participants' understanding of informed consent had changed over 30 years. Surprisingly, there was no significant change in understanding of any component in understanding of any component (Fig. 4, Fig. 5 and Fig. 6). In particular, we were interested in the past 20 years, after the World Health Organization introduced guidelines for good clinical practice in trials.¹³² After removing four early studies, we again found no significant change in understanding of any component, including the freedom to withdraw (Fig. 7). Furthermore, there was no significant change in understanding of any component over the past 13 years in all studies combined or in subgroups of participants, including those assessed using open-ended questions, those assessed using closed-ended questions and those in middle- and high-income countries assessed using closed-ended questions (Appendices C, D, E and F, respectively available at: https://www.researchgate.net/publication/270506278_Online_Only_Supplements_for_Three_decades_of_participants_understanding_of_informed_consent_in_clinical_trials_a_systematic_review_and_meta-analysis).

Discussion

Obtaining informed consent from participants in clinical research is essential because it promotes their welfare and ensures their rights.^{9,133} However, participants must have a good understanding of what informed consent entails. Our meta-analysis indicates that around 75% of individuals understood the nature of the study, their right to refuse to participate, their right to withdraw at any time and the direct benefits of participation. This percentage is higher than the figure of around 50% found in a previous systematic review¹⁸ probably because we included only clinical trials, excluded studies of patients with cognitive deficits and weighted the meta-analysis to account for heterogeneous data.

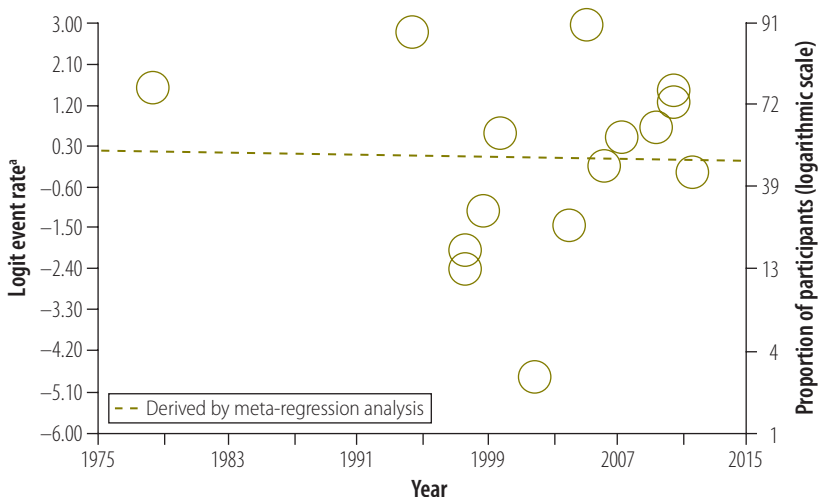
Our data also highlight the difficulty participants had in understanding particular components of informed consent, such as randomization and the use of placebo. Moreover, although

Fig. 4. Participants' understanding of the potential risks and side-effects of participating in a clinical study



^a The logit event rate is the natural logarithm of the event rate divided by (1 – event rate), where the event rate is the proportion of study participants who understood the potential risks and side-effects of participating in a clinical study.

Fig. 5. Participants' understanding of placebo in clinical studies



^a The logit event rate is the natural logarithm of the event rate divided by (1 – event rate), where the event rate is the proportion of study participants who understood placebo.

participants were aware of potential risks and side-effects, they were less likely to be able to name at least one risk and, although they understood the benefits of participating in a study, they were less aware of the uncertainty of these benefits (i.e. had therapeutic misconceptions). These findings were also noted in previous studies.^{18,19,134–137} They are, perhaps, not surprising since a participant's understanding depends, to a certain degree, on their literacy as well as on the duration of the informed consent process and the explanatory skills of the researchers.^{138–140}

In addition, the meta-regression was able to identify differences in understanding of informed consent between population groups. Older participants more often than younger participants understood the nature of the study and freedom to withdraw at any time. The reason for this difference requires further study. As noted in a previous systematic review,¹⁹ participants from developing countries were less likely than others to understand the voluntary nature of participation and freedom to withdraw at any time. It is possible that patients in these countries dare

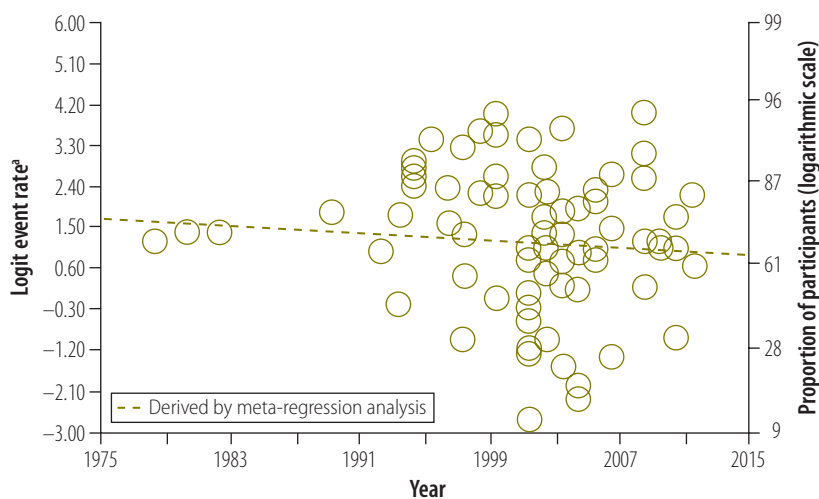
not refuse to join or dare not withdraw from a study because they fear their doctor's disapproval.¹⁴¹ Participants from developing countries and those with a low level of literacy were less likely to understand randomization.

Phase-I clinical trials are usually conducted in small numbers of participants to test a drug's safety and dose range. Consequently, it was expected that participants in phase-I trials would be less likely than those in more advanced trials to understand the purpose of the study or that the benefits were uncertain. In contrast, participants in phase-I trials were more likely to be aware of potential risks and of their freedom to withdraw at any time.

Compared with the use of open-ended questions to evaluate participants' understanding, the use of closed-ended questions was associated with higher rates of understanding of the purpose of the study, the voluntary nature of participation and freedom to withdraw and with a greater likelihood of being able to name at least one risk. However, the use of closed-ended questions could have led to understanding being overestimated because respondents had to choose from a limited number of possible answers and did not have to think clearly about the issues.¹⁴² Consequently, the use of open-ended questions may have reflected better the true extent of understanding since respondents had to put their understanding into words.¹⁴³

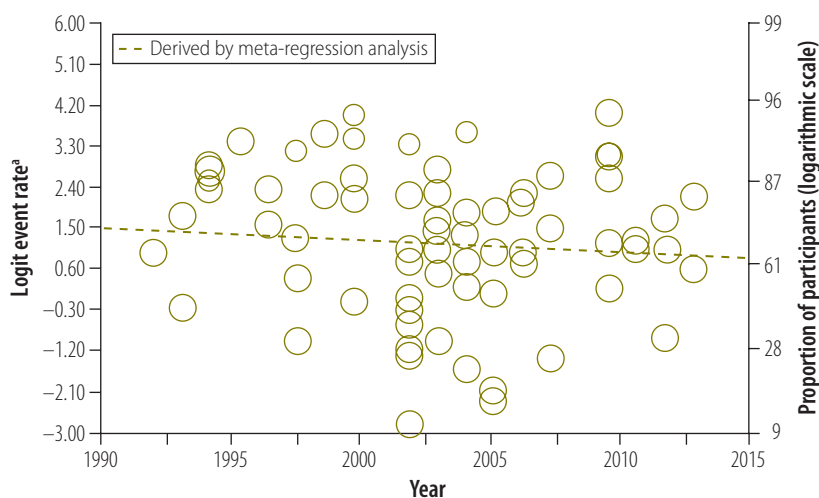
Finally, an unexpected finding of our analysis was that understanding of the potential risks and side-effects of trials, of placebo and of freedom to withdraw had not changed over 30 years. This is despite considerable progress in medical research methods over this time¹⁴⁴ and many attempts made to improve the quality of informed consent.¹⁴⁵ There are four possible explanations: (i) the maximum proportion of participants who understand these concepts has been reached; (ii) the increasing complexity of clinical trials has made the informed consent process longer and more difficult to understand; (iii) not enough effort has been put into enhancing the quality of the informed consent process; and (iv) our analysis did not have the statistical power to detect a significant increase in understanding. In fact, the best way to improve understanding of informed consent is still debated. A recent meta-analysis of interventions for improving understanding found that enhanced consent

Fig. 6. **Participants' understanding of their freedom to withdraw from a study at any time**



^a The logit event rate is the natural logarithm of the event rate divided by (1 – event rate), where the event rate is the proportion of study participants who understood they were free to withdraw from the study at any time.

Fig. 7. **Participants' understanding of their freedom to withdraw from a study at any time, after introduction of WHO guidelines for good clinical practice in trials¹³²**



^a The logit event rate is the natural logarithm of the event rate divided by (1 – event rate), where the event rate is the proportion of study participants who understood they were free to withdraw from the study at any time.

forms and extended discussions led to significant increases in understanding whereas multimedia approaches did not.¹⁴⁶ In other words, simple measures such as well formatted, easily readable consent forms and intensive discussions with participants may be more effective than more complex measures.^{140,146–148}

Although an understanding of all the components of informed consent we

investigated is required for patients to make a decision on study participation, some components were assessed more often than others. We found a good correlation between the likelihood that a participant would understand a specific component of informed consent and the number of studies that investigated understanding of that component (Appendix G). This suggests either that it

was simpler to evaluate understanding of some components or that some components were more important.

One limitation of our study is that we were not able to analyse the effect on understanding of informed consent of the presence of a nurse during the informed consent process, of the duration of the process or of participants choosing not to take part in a clinical trial because only a small number of studies investigated these factors. Moreover, only 79 of the 135 data sets gave information on whether the interviewers were investigators in the original clinical trial. Hence, we were not able to analyse the effect of this factor on the results. Another limitation is that we included studies of children because they have the right to decide whether to participate.^{149,150} However, the number of studies involving children was small and our sensitivity analysis showed that removing these studies did not influence the pooled results. Although we found a high level of heterogeneity across studies for understanding of all components of informed consent and although Cox et al. suggest that, in these circumstances, individual studies should be described rather than combined in a meta-analysis,¹⁵¹ we, like other groups, chose to perform a meta-analysis with a regression analysis and subgroup analysis to gain a better insight into how covariates affect understanding.^{152–154}

In conclusion, we found that most participants in clinical trials understood fundamental components of informed consent such as the nature and benefits of the study, freedom to withdraw at any time and the voluntary nature of participation. Understanding of other components, such as randomization and placebo, was less satisfactory and has not improved over 30 years. Our findings suggest that investigators could make a greater effort to help research participants achieve a complete understanding of informed consent. This would ensure that participants' decision-making is meaningful and that their interests are protected. ■

Competing interests: None declared.

ملخص

فهم المشاركين للموافقة المستنيرة في التجارب السريرية على مدى ثلاثة عقود: استعراض منهجي وتحليل تال الغرض تقدير نسبة المشاركين في التجارب السريرية الذين يفهمون العناصر المختلفة للموافقة المستنيرة. الطريقة تم تحديد الدراسات ذات الصلة عن طريق استعراض منهجي لقواعد بيانات PubMed و Scopus و Google Scholar وعن طريق استعراض يدوي لقوائم المراجع الخاصة بالمنشورات حتى تشرين الأول/أكتوبر 2013. وتم إجراء تحليل تال لنتائج الدراسة باستخدام نموذج التأثيرات العشوائية لوضع التغايرية في الحسبان. النتائج اشتمل التحليل على 103 دراسة تقوم بتقييم 135 مجموعة من المشاركين. وكانت النسبة المجمع للمشاركين الذين فهموا عناصر الموافقة المستنيرة 75.8%. بالنسبة لحرية الانسحاب في أي وقت و 74.7% بالنسبة لطبيعة الدراسة و 74.7% بالنسبة لطبيعة المشاركة الطوعية و 74.0% بالنسبة للفوائد المحتملة و 69.6% بالنسبة لغرض الدراسة و 67.0% بالنسبة للمخاطر والآثار الجانبية المحتملة و 66.2% بالنسبة لسرية المعلومات

摘要

三十年来临床试验中参与者对知情同意的理解：系统回顾和荟萃分析

目的 估算临床试验中参与者理解知情同意不同组成部分的比例。

方法 系统回顾 PubMed、Scopus 和 Google Scholar 来识别相关研究。使用随机影响模型执行研究结果荟萃分析，以便将异质性考虑在内。

结果 分析包括评估 135 组参与者的 103 项研究。参与者理解知情同意组成部分的混合比例为：75.8% 理解随时退出的自由，74.7% 理解研究的性质，74.7% 理解参与的自愿性质，74.0% 理解潜在收益，69.6% 理解研究目的，67.0% 理解潜在的风险和副作用，66.2% 理

解保密性，64.1% 理解退出情况下替代治疗的提供，62.9% 知道治疗正在接受比较，53.3% 理解安慰剂，52.1% 理解随机化。大多数参与者 (62.4%) 没有治疗误区，54.9% 能够说出至少一个风险。子群和 meta 回归分析识别出年龄、教育水平、重要疾病、研究分期和位置等对理解产生显著影响的协变量，并指明 30 多年来参与者理解知情同意的比例并没有增加。

结论 临床试验参与者理解知情同意各个组成的比例为 52.1% 到 75.8% 不等。研究者可以做更多的工作来帮助参与者完全理解各个组成部分。

Résumé

Compréhension du consentement éclairé par les participants à des essais cliniques sur trois décennies: revue systématique et méta-analyse

Objectif Estimer la proportion des participants à des essais cliniques qui comprennent les différents composants du consentement éclairé.

Méthodes Les études pertinentes ont été identifiées par une revue systématique de PubMed, Scopus et Google Scholar et par l'examen manuel des listes des références des publications allant jusqu'à octobre 2013. Une méta-analyse des résultats de l'étude a été réalisée à l'aide du modèle à effets aléatoires pour tenir compte de l'hétérogénéité.

Résultats L'analyse a inclus 103 études évaluant 135 cohortes de participants. La proportion regroupée des participants qui ont compris les composants du consentement éclairé était de 75,8% pour la liberté de se retirer à tout moment, de 74,7% pour la nature de l'étude, de 74,7% pour la nature volontaire de la participation, de 74,0% pour les bénéfices potentiels, de 69,6% pour l'objectif de l'étude, de 67,0% pour les risques et effets indésirables potentiels, de 66,2% pour la confidentialité, de 64,1% pour la disponibilité d'un traitement alternatif en cas de retrait de l'étude, de 62,9% pour la connaissance des traitements évalués, de

53,3% pour le placebo et de 52,1% pour la randomisation. La plupart des participants (62,4%) n'avaient pas d'idées fausses sur le traitement, et 54,9% d'entre eux pouvaient citer au moins un risque. Les analyses de sous-groupe et de métarégression ont identifié des covariables, telles que l'âge, le niveau d'éducation, la maladie grave, la phase et le site de l'étude, qui affectaient significativement la compréhension et indiquaient que la proportion des participants ayant compris le consentement éclairé n'avait pas augmenté sur une période de 30 ans.

Conclusion La proportion des participants à des essais cliniques, qui ont compris les différents composants du consentement éclairé, variait de 52,1% à 75,8%. Les investigateurs pourraient en faire davantage pour aider les participants à parvenir à la compréhension complète.

Резюме

Понимание участниками клинических исследований информированного согласия за три десятилетия: систематический обзор и мета-анализ

Цель Определить долю участников клинических исследований, которые понимают различные детали информированного согласия.

Методы Соответствующие исследования были выявлены посредством систематического обзора PubMed, Scopus и Google Scholar, а также путем просмотра вручную библиографических списков публикаций, изданных до октября 2013 г. Мета-анализ результатов исследований проводился с помощью модели со случайными эффектами для учета разнородности.

Результаты Анализ включал 103 исследования с оценкой 135 групп участников. Общие доли участников, которые понимали следующие компоненты информированного согласия, составляли: 75,8% — о праве прекратить участие в исследовании в любое время, 74,7% — о природе исследования, 74,7% — о добровольном участии, 74,0% — о потенциальной пользе, 69,6% — о целях исследования, 67,0% — о потенциальных рисках и нежелательных явлениях, 66,2% — о конфиденциальности, 64,1% — о наличии альтернативного лечения при выходе

из исследования, 62,9% — о знании сравнения терапий, 53,3% — о плацебо и 52,1% — о рандомизации. Большинство участников, а именно 62,4%, имели правильное представление о терапии и 54,9% могли назвать по меньшей мере один риск. С помощью анализа данных в подгруппах и мета-регрессионного анализа были определены независимые переменные, такие как возраст, уровень образования, критическое заблуждение, место проведения и фаза исследования, которые оказывали значительное влияние на понимание и указывали на то, что доля участников, понимающих информированное согласие, не увеличилась за 30 лет.

Вывод Доля участников клинических исследований, которые понимали различные компоненты информированного согласия, варьировалась в диапазоне от 52,1% до 75,8%. Исследователи могли бы предпринять дополнительные меры, чтобы участники исследований в более полной мере поняли суть информированного согласия.

Resumen

La comprensión del consentimiento informado por parte de los participantes de ensayos clínicos a lo largo de tres décadas: revisión sistemática y metaanálisis

Objetivo Estimar la proporción de participantes de ensayos clínicos que comprende los distintos componentes del consentimiento informado.

Métodos Se identificaron los estudios pertinentes mediante una revisión sistemática de PubMed, Scopus y Google Scholar y el examen manual de listas de referencia a fin de hallar publicaciones anteriores a octubre de 2013. Se realizó un metanálisis de los resultados del estudio mediante un modelo de efectos aleatorios para tener en cuenta la heterogeneidad.

Resultados El análisis incluyó 103 estudios que evaluaron 135 cohortes de participantes. La proporción combinada de participantes que entendía los componentes del consentimiento informado fue del 75,8 % para la libertad de retirarse en cualquier momento, 74,7 % para la naturaleza del estudio, 74,7 % para el carácter voluntario de la participación, 74,0 % para los beneficios potenciales, 69,6 % para el propósito del estudio, 67,0 % para los riesgos y efectos secundarios

potenciales, 66,2 % para la confidencialidad, 64,1 % para la disponibilidad de tratamiento alternativo si el paciente se retira, 62,9 % para saber que se comparaban tratamientos, 53,3 % para el placebo y 52,1 % para la aleatorización. La mayoría de los participantes, el 62,4 %, no tenía una idea equivocada sobre la terapia y el 54,9 % no fue capaz de nombrar al menos un riesgo. Los análisis de subgrupos y la metaregresión identificaron covariables, como edad, nivel educativo, enfermedad crítica, fase de estudio y ubicación, que influían considerablemente en la comprensión y señalaron que la proporción de participantes que entendía el consentimiento informado no había aumentado en 30 años.

Conclusión La proporción de participantes de ensayos clínicos que entendía los diferentes componentes del consentimiento informado varió del 52,1 % al 75,8 %. Los investigadores podrían realizar esfuerzos mayores para ayudar a los pacientes a lograr una comprensión total.

References

- Grodin MA, Annas GJ. Legacies of Nuremberg. *Medical ethics and human rights*. JAMA. 1996 Nov 27;276(20):1682–3. doi: <http://dx.doi.org/10.1001/jama.1996.03540200068035> PMID: 8922458
- Emanuel EJ, Wendler D, Grady C. What makes clinical research ethical? *JAMA*. 2000 May 24-31;283(20):2701–11. doi: <http://dx.doi.org/10.1001/jama.283.20.2701> PMID: 10819955
- Annas GJ. Doctors, patients, and lawyers—two centuries of health law. *N Engl J Med*. 2012 Aug 2;367(5):445–50. doi: <http://dx.doi.org/10.1056/NEJMr1108646> PMID: 22853015
- Jefford M, Moore R. Improvement of informed consent and the quality of consent documents. *Lancet Oncol*. 2008 May;9(5):485–93. doi: [http://dx.doi.org/10.1016/S1470-2045\(08\)70128-1](http://dx.doi.org/10.1016/S1470-2045(08)70128-1) PMID: 18452859
- Will JF. A brief historical and theoretical perspective on patient autonomy and medical decision making: Part II: The autonomy model. *Chest*. 2011 Jun;139(6):1491–7. doi: <http://dx.doi.org/10.1378/chest.11-0516> PMID: 21652559
- Wendler D. How to enroll participants in research ethically. *JAMA*. 2011 Apr 20;305(15):1587–8. doi: <http://dx.doi.org/10.1001/jama.2011.421> PMID: 21505137
- Glickman SW, McHutchison JG, Peterson ED, Cairns CB, Harrington RA, Califf RM, et al. Ethical and scientific implications of the globalization of clinical research. *N Engl J Med*. 2009 Feb 19;360(8):816–23. doi: <http://dx.doi.org/10.1056/NEJMs0803929> PMID: 19228627
- Rivera R, Borasky D, Rice R, Carayon F, Wong E. Informed consent: an international researchers' perspective. *Am J Public Health*. 2007 Jan;97(1):25–30. doi: <http://dx.doi.org/10.2105/AJPH.2005.081604> PMID: 17138913
- World Medical Association Declaration of Helsinki: ethical principles for medical research involving human subjects. *JAMA*. 2013 Nov 27;310(20):2191–4. doi: <http://dx.doi.org/10.1001/jama.2013.281053> PMID: 24141714
- Boga M, Davies A, Kamuya D, Kinyanjui SM, Kivaya E, Kombe F, et al. Strengthening the informed consent process in international health research through community engagement: The KEMRI-Wellcome Trust Research Programme Experience. *PLoS Med*. 2011 Sep;8(9):e1001089. doi: <http://dx.doi.org/10.1371/journal.pmed.1001089> PMID: 21931539

11. del Carmen MG, Joffe S. Informed consent for medical treatment and research: a review. *Oncologist*. 2005 Sep;10(8):636–41. doi: <http://dx.doi.org/10.1634/theoncologist.10-8-636> PMID: 16177288
12. Beauchamp TL, Childress JF. Principles of biomedical ethics. New York: Oxford University Press; 2001.
13. Weijer C, Grimshaw JM, Eccles MP, McRae AD, White A, Brehaut JC, et al.; Ottawa Ethics of Cluster Randomized Trials Consensus Group. The Ottawa Statement on the Ethical Design and Conduct of Cluster Randomized Trials. *PLoS Med*. 2012;9(11):e1001346. doi: <http://dx.doi.org/10.1371/journal.pmed.1001346> PMID: 23185138
14. Sreenivasan G. Does informed consent to research require comprehension? *Lancet*. 2003 Dec 13;362(9400):2016–8. doi: [http://dx.doi.org/10.1016/S0140-6736\(03\)15025-8](http://dx.doi.org/10.1016/S0140-6736(03)15025-8) PMID: 14683665
15. Lad PM, Dahl R. Audit of the informed consent process as a part of a clinical research quality assurance program. *Sci Eng Ethics*. 2014 Jun;20(2):469–79. doi: <http://dx.doi.org/10.1007/s11948-013-9461-4> PMID: 23975172
16. Richardson V. Patient comprehension of informed consent. *J Perioper Pract*. 2013 Jan-Feb;23(1-2):26–30. PMID: 23413533
17. Bhutta ZA. Beyond informed consent. *Bull World Health Organ*. 2004 Oct;82(10):771–7. PMID: 15643799
18. Falagas ME, Korbila IP, Giannopoulou KP, Kondilis BK, Peppas G. Informed consent: how much and what do patients understand? *Am J Surg*. 2009 Sep;198(3):420–35. doi: <http://dx.doi.org/10.1016/j.amjsurg.2009.02.010> PMID: 19716887
19. Mandava A, Pace C, Campbell B, Emanuel E, Grady C. The quality of informed consent: mapping the landscape. A review of empirical data from developing and developed countries. *J Med Ethics*. 2012 Jun;38(6):356–65. doi: <http://dx.doi.org/10.1136/medethics-2011-100178> PMID: 22313664
20. Aromataris E, Riitano D. Constructing a search strategy and searching for evidence. A guide to the literature search for a systematic review. *Am J Nurs*. 2014 May;114(5):49–56. doi: <http://dx.doi.org/10.1097/01.NAJ.0000446779.99522.f6> PMID: 24759479
21. Protection of human subjects. Code Fed Requil Public Welfare. Washington: U.S. Department of Health and Human Services; 1995 Oct 1; Title 4s: sections 46-101 to 46-409.
22. Stroup DF, Berlin JA, Morton SC, Olkin I, Williamson GD, Rennie D, et al. Meta-analysis of observational studies in epidemiology: a proposal for reporting. Meta-analysis Of Observational Studies in Epidemiology (MOOSE) group. *JAMA*. 2000 Apr 19;283(15):2008–12. doi: <http://dx.doi.org/10.1001/jama.283.15.2008> PMID: 10789670
23. Sedgwick P. Meta-analyses: heterogeneity and subgroup analysis. *BMJ*. 2013 Jun 24;346 jun24 2:f4040. doi: <http://dx.doi.org/10.1136/bmj.f4040>
24. Peters JL, Sutton AJ, Jones DR, Abrams KR, Rushton L. Comparison of two methods to detect publication bias in meta-analysis. *JAMA*. 2006 Feb 8;295(6):676–80. doi: <http://dx.doi.org/10.1001/jama.295.6.676> PMID: 16467236
25. Duval S, Tweedie R. Trim and fill: A simple funnel-plot-based method of testing and adjusting for publication bias in meta-analysis. *Biometrics*. 2000 Jun;56(2):455–63. doi: <http://dx.doi.org/10.1111/j.0006-341X.2000.00455.x> PMID: 10877304
26. Mengoli C, Cruciani M, Barnes RA, Loeffler J, Donnelly JP. Use of PCR for diagnosis of invasive aspergillosis: systematic review and meta-analysis. *Lancet Infect Dis*. 2009 Feb;9(2):89–96. doi: [http://dx.doi.org/10.1016/S1473-3099\(09\)70019-2](http://dx.doi.org/10.1016/S1473-3099(09)70019-2) PMID: 19179225
27. Kaufert JM, O'Neil J. Culture, power and informed consent: the impact of Aboriginal health interpreters on decision-making. In: Coburn D, D'Arcy C, Torrance G, editors. *Health and Canadian society: sociological perspectives*. Toronto: University of Toronto Press; 1998.
28. Ellis RD, Sagara I, Durbin A, Dicko A, Shaffer D, Miller L, et al. Comparing the understanding of subjects receiving a candidate malaria vaccine in the United States and Mali. *Am J Trop Med Hyg*. 2010 Oct;83(4):868–72. doi: <http://dx.doi.org/10.4269/ajtmh.2010.10-0062> PMID: 20889881
29. Valley A, Lees S, Shagi C, Kasindi S, Soteli S, Kavut N, et al.; Microbicides Development Programme (MDP). How informed is consent in vulnerable populations? Experience using a continuous consent process during the MDP301 vaginal microbicide trial in Mwanza, Tanzania. *BMC Med Ethics*. 2010;11(1):10. doi: <http://dx.doi.org/10.1186/1472-6939-11-10> PMID: 20540803
30. Hill Z, Tawiah-Agyemang C, Odei-Danso S, Kirkwood B. Informed consent in Ghana: what do participants really understand? *J Med Ethics*. 2008 Jan;34(1):48–53. doi: <http://dx.doi.org/10.1136/jme.2006.019059> PMID: 18156522
31. Minnies D, Hawkrigde T, Hanekom W, Ehrlich R, London L, Hussey G. Evaluation of the quality of informed consent in a vaccine field trial in a developing country setting. *BMC Med Ethics*. 2008;9(1):15. doi: <http://dx.doi.org/10.1186/1472-6939-9-15> PMID: 18826637
32. Kaewpoonsri N, Okanurak K, Kitayaporn D, Kaewkungwal J, Vijaykadga S, Thamaree S. Factors related to volunteer comprehension of informed consent for a clinical trial. *Southeast Asian J Trop Med Public Health*. 2006 Sep;37(5):996–1004. PMID: 17333746
33. Krosin MT, Klitzman R, Levin B, Cheng J, Ranney ML. Problems in comprehension of informed consent in rural and peri-urban Mali, West Africa. *Clin Trials*. 2006;3(3):306–13. doi: <http://dx.doi.org/10.1191/1740774506cn1500a> PMID: 16895047
34. Moodley K, Pather M, Myer L. Informed consent and participant perceptions of influenza vaccine trials in South Africa. *J Med Ethics*. 2005 Dec;31(12):727–32. doi: <http://dx.doi.org/10.1136/jme.2004.009910> PMID: 16319239
35. Pace C, Emanuel EJ, Chuenyam T, Duncombe C, Bechuk JD, Wendler D, et al. The quality of informed consent in a clinical research study in Thailand. *IRB*. 2005 Jan-Feb;27(1):9–17. doi: <http://dx.doi.org/10.2307/3563866> PMID: 15835065
36. Pace C, Talisuna A, Wendler D, Maiso F, Wabwire-Mangen F, Bakyaita N, et al. Quality of parental consent in a Ugandan malaria study. *Am J Public Health*. 2005 Jul;95(7):1184–9. doi: <http://dx.doi.org/10.2105/AJPH.2004.053082> PMID: 15933235
37. ANRS1201/1202 Ditrane Plus Study Group. Obtaining informed consent from HIV-infected pregnant women, Abidjan, Côte d'Ivoire. *AIDS*. 2004 Jul 2;18(10):1486–8. doi: <http://dx.doi.org/10.1097/01.aids.0000131349.22032.63> PMID: 15199334
38. Joubert G, Steinberg H, van der Ryst E, Chikobvu P. Consent for participation in the Bloemfontein vitamin A trial: how informed and voluntary? *Am J Public Health*. 2003 Apr;93(4):582–4. doi: <http://dx.doi.org/10.2105/AJPH.93.4.582> PMID: 12660201
39. Lynöe N, Hyder Z, Chowdhury M, Ekström L. Obtaining informed consent in Bangladesh. *N Engl J Med*. 2001 Feb 8;344(6):460–1. doi: <http://dx.doi.org/10.1056/NEJM200102083440617> PMID: 11221611
40. Lynöe N, Näsström B, Sandlund M. Study of the quality of information given to patients participating in a clinical trial regarding chronic hemodialysis. *Scand J Urol Nephrol*. 2004;38(6):517–20. doi: <http://dx.doi.org/10.1080/00365590410033362> PMID: 15841789
41. Lynöe N, Sandlund M, Dahlqvist G, Jacobsson L. Informed consent: study of quality of information given to participants in a clinical trial. *BMJ*. 1991 Sep 14;303(6803):610–3. doi: <http://dx.doi.org/10.1136/bmj.303.6803.610> PMID: 1932901
42. Lynöe N, Boman K, Andersson H, Sandlund M. Informed consent and participants' inclination to delegate decision-making to the doctor. *Acta Oncol*. 2004;43(8):769. doi: <http://dx.doi.org/10.1080/02841860410002734> PMID: 15764224
43. Lynöe N, Sandlund M, Jacobsson L. Informed consent in two Swedish prisons: a study of quality of information and reasons for participating in a clinical trial. *Med Law*. 2001;20(4):515–23. PMID: 11817382
44. Leach A, Hilton S, Greenwood BM, Manneh E, Dibaba B, Wilkins A, et al. An evaluation of the informed consent procedure used during a trial of a *Haemophilus influenzae* type B conjugate vaccine undertaken in the Gambia, West Africa. *Soc Sci Med*. 1999 Jan;48(2):139–48. doi: [http://dx.doi.org/10.1016/S0277-9536\(98\)00317-7](http://dx.doi.org/10.1016/S0277-9536(98)00317-7) PMID: 10048773
45. Pitisuttithum P, Migasena S, Laothai A, Suntharasamai P, Kumpong C, Vanichseni S. Risk behaviours and comprehension among intravenous drug users volunteered for HIV vaccine trial. *J Med Assoc Thai*. 1997 Jan;80(1):47–50. PMID: 9078816
46. Bergenmar M, Molin C, Wilking N, Brandberg Y. Knowledge and understanding among cancer patients consenting to participate in clinical trials. *Eur J Cancer*. 2008 Nov;44(17):2627–33. doi: <http://dx.doi.org/10.1016/j.ejca.2008.08.013> PMID: 18818068
47. Knifed E, Lipsman N, Mason W, Bernstein M. Patients' perception of the informed consent process for neurooncology clinical trials. *Neuro-oncol*. 2008 Jun;10(3):348–54. doi: <http://dx.doi.org/10.1215/15228517-2008-007> PMID: 18388256
48. Agrawal M, Grady C, Fairclough DL, Meropol NJ, Maynard K, Emanuel EJ. Patients' decision-making process regarding participation in phase I oncology research. *J Clin Oncol*. 2006 Sep 20;24(27):4479–84. doi: <http://dx.doi.org/10.1200/JCO.2006.06.0269> PMID: 16983117
49. Franck LS, Winter I, Oulton K. The quality of parental consent for research with children: a prospective repeated measure self-report survey. *Int J Nurs Stud*. 2007 May;44(4):525–33. doi: <http://dx.doi.org/10.1016/j.ijnurstu.2006.03.014> PMID: 16712850

50. Gammelgaard A, Mortensen OS, Rossel P; DANAMI-2 Investigators. Patients' perceptions of informed consent in acute myocardial infarction research: a questionnaire based survey of the consent process in the DANAMI-2 trial. *Heart*. 2004 Oct;90(10):1124–8. doi: <http://dx.doi.org/10.1136/hrt.2003.021931> PMID: 15367504
51. Kodish E, Eder M, Noll RB, Ruccione K, Lange B, Angiolillo A, et al. Communication of randomization in childhood leukemia trials. *JAMA*. 2004 Jan 28;291(4):470–5. doi: <http://dx.doi.org/10.1001/jama.291.4.470> PMID: 14747504
52. Criscione LG, Sugarman J, Sanders L, Pisetsky DS, St Clair EW. Informed consent in a clinical trial of a novel treatment for rheumatoid arthritis. *Arthritis Rheum*. 2003 Jun 15;49(3):361–7. doi: <http://dx.doi.org/10.1002/art.11057> PMID: 12794792
53. Kupst MJ, Patenaude AF, Walco GA, Sterling C. Clinical trials in pediatric cancer: parental perspectives on informed consent. *J Pediatr Hematol Oncol*. 2003 Oct;25(10):787–90. doi: <http://dx.doi.org/10.1097/00043426-200310000-00009> PMID: 14528101
54. Pope JE, Tingey DP, Arnold JM, Hong P, Ouimet JM, Krizova A. Are subjects satisfied with the informed consent process? A survey of research participants. *J Rheumatol*. 2003 Apr;30(4):815–24. PMID: 12672205
55. Schats R, Brilstra EH, Rinkel GJ, Algra A, Van Gijn J. Informed consent in trials for neurological emergencies: the example of subarachnoid haemorrhage. *J Neurol Neurosurg Psychiatry*. 2003 Jul;74(7):988–91. doi: <http://dx.doi.org/10.1136/jnnp.74.7.988> PMID: 12810803
56. Simon C, Zyzanski SJ, Eder M, Raiz P, Kodish ED, Siminoff LA. Groups potentially at risk for making poorly informed decisions about entry into clinical trials for childhood cancer. *J Clin Oncol*. 2003 Jun 1;21(11):2173–8. doi: <http://dx.doi.org/10.1200/JCO.2003.03.003> PMID: 12775743
57. Joffe S, Cook EF, Cleary PD, Clark JW, Weeks JC. Quality of informed consent in cancer clinical trials: a cross-sectional survey. *Lancet*. 2001 Nov 24;358(9295):1772–7. doi: [http://dx.doi.org/10.1016/S0140-6736\(01\)06805-2](http://dx.doi.org/10.1016/S0140-6736(01)06805-2) PMID: 11734235
58. Daugherty C, Ratain MJ, Grochowski E, Stocking C, Kodish E, Mick R, et al. Perceptions of cancer patients and their physicians involved in phase I trials. *J Clin Oncol*. 1995 May;13(5):1062–72. PMID: 7738612
59. Daugherty CK, Banik DM, Janish L, Ratain MJ. Quantitative analysis of ethical issues in phase I trials: a survey interview of 144 advanced cancer patients. *IRB*. 2000 May-Jun;22(3):6–14. doi: <http://dx.doi.org/10.2307/3564113> PMID: 11697385
60. Hietanen P, Aro AR, Holli K, Absetz P. Information and communication in the context of a clinical trial. *Eur J Cancer*. 2000 Oct;36(16):2096–104. doi: [http://dx.doi.org/10.1016/S0959-8049\(00\)00191-X](http://dx.doi.org/10.1016/S0959-8049(00)00191-X) PMID: 11044647
61. Montgomery JE, Sneyd JR. Consent to clinical trials in anaesthesia. *Anaesthesia*. 1998 Mar;53(3):227–30. doi: <http://dx.doi.org/10.1046/j.1365-2044.1998.00309.x> PMID: 9613266
62. van Stuijvenberg M, Suur MH, de Vos S, Tjiang GC, Steyerberg EW, Derksen-Lubsen G, et al. Informed consent, parental awareness, and reasons for participating in a randomised controlled study. *Arch Dis Child*. 1998 Aug;79(2):120–5. doi: <http://dx.doi.org/10.1136/adc.79.2.120> PMID: 9797591
63. Harrison K, Vlahov D, Jones K, Charron K, Clements ML. Medical eligibility, comprehension of the consent process, and retention of injection drug users recruited for an HIV vaccine trial. *J Acquir Immune Defic Syndr Hum Retrovirol*. 1995 Nov 1;10(3):386–90. doi: <http://dx.doi.org/10.1097/00042560-199511000-00012> PMID: 7552502
64. Harth SC, Thong YH. Parental perceptions and attitudes about informed consent in clinical research involving children. *Soc Sci Med*. 1995 Jun;40(11):1573–7. doi: [http://dx.doi.org/10.1016/0277-9536\(94\)00412-M](http://dx.doi.org/10.1016/0277-9536(94)00412-M) PMID: 7667661
65. Estey A, Wilkin G, Dossetor J. Are research subjects able to retain the information they are given during the consent process. *Health Law Rev*. 1994;3:37–41.
66. Howard JM, DeMets D. How informed is informed consent? The BHAT experience. *Control Clin Trials*. 1981 Dec;2(4):287–303. doi: [http://dx.doi.org/10.1016/0197-2456\(81\)90019-2](http://dx.doi.org/10.1016/0197-2456(81)90019-2) PMID: 6120794
67. Griffin JM, Struve JK, Collins D, Liu A, Nelson DB, Bloomfield HE. Long term clinical trials: how much information do participants retain from the informed consent process? *Contemp Clin Trials*. 2006 Oct;27(5):441–8. doi: <http://dx.doi.org/10.1016/j.cct.2006.04.006> PMID: 16798101
68. Guarino P, Lamping DL, Elbourne D, Carpenter J, Peduzzi P. A brief measure of perceived understanding of informed consent in a clinical trial was validated. *J Clin Epidemiol*. 2006 Jun;59(6):608–14. doi: <http://dx.doi.org/10.1016/j.jclinepi.2005.11.009> PMID: 16713523
69. Barrett R. Quality of informed consent: measuring understanding among participants in oncology clinical trials. *Oncol Nurs Forum*. 2005 Jul;32(4):751–5. doi: <http://dx.doi.org/10.1188/05.ONF.751-755> PMID: 15990904
70. Sugarman J, Lavori PW, Boeger M, Cain C, Edson R, Morrison V, et al. Evaluating the quality of informed consent. *Clin Trials*. 2005;2(1):34–41. doi: <http://dx.doi.org/10.1191/1740774505cn0660a> PMID: 16279577
71. Simon CM, Siminoff LA, Kodish ED, Burant C. Comparison of the informed consent process for randomized clinical trials in pediatric and adult oncology. *J Clin Oncol*. 2004 Jul 1;22(13):2708–17. doi: <http://dx.doi.org/10.1200/JCO.2004.10.034> PMID: 15226338
72. Pentz RD, Flamm AL, Sugarman J, Cohen MZ, Daniel Ayers G, Herbst RS, et al. Study of the media's potential influence on prospective research participants' understanding of and motivations for participation in a high-profile phase I trial. *J Clin Oncol*. 2002 Sep 15;20(18):3785–91. doi: <http://dx.doi.org/10.1200/JCO.2002.04.084> PMID: 12228198
73. Cohen L, de Moor C, Amato RJ. The association between treatment-specific optimism and depressive symptomatology in patients enrolled in a phase I cancer clinical trial. *Cancer*. 2001 May 15;91(10):1949–55. doi: [http://dx.doi.org/10.1002/1097-0142\(20010515\)91:10<1949::AID-CNCR1218>3.0.CO;2-A](http://dx.doi.org/10.1002/1097-0142(20010515)91:10<1949::AID-CNCR1218>3.0.CO;2-A) PMID: 11346878
74. Fortney JA. Assessing recall and understanding of informed consent in a contraceptive clinical trial. *Stud Fam Plann*. 1999 Dec;30(4):339–46. doi: <http://dx.doi.org/10.1111/j.1728-4465.1999.t01-5-x> PMID: 10674329
75. Hutchison C. Phase I trials in cancer patients: participants' perceptions. *Eur J Cancer Care (Engl)*. 1998 Mar;7(1):15–22. doi: <http://dx.doi.org/10.1046/j.1365-2354.1998.00062.x> PMID: 9582747
76. Négrier S, Lanier-Demma F, Lacroix-Kante V, Chauvin F, Saltel P, Mercatello A, et al. Evaluation of the informed consent procedure in cancer patients candidate to immunotherapy. *Eur J Cancer*. 1995 Sep;31A(10):1650–2. doi: [http://dx.doi.org/10.1016/0959-8049\(95\)00329-H](http://dx.doi.org/10.1016/0959-8049(95)00329-H) PMID: 7488418
77. Tankanow RM, Sweet BV, Weiskopf JA. Patients' perceived understanding of informed consent in investigational drug studies. *Am J Hosp Pharm*. 1992 Mar;49(3):633–5. PMID: 1598945
78. Rodenhuis S, van den Heuvel WJ, Annyas AA, Koops HS, Sleijfer DT, Mulder NH. Patient motivation and informed consent in a phase I study of an anticancer agent. *Eur J Cancer Clin Oncol*. 1984 Apr;20(4):457–62. doi: [http://dx.doi.org/10.1016/0277-5379\(84\)90229-3](http://dx.doi.org/10.1016/0277-5379(84)90229-3) PMID: 6539201
79. Penman DT, Holland JC, Bahna GF, Morrow G, Schmale AH, Derogatis LR, et al. Informed consent for investigational chemotherapy: patients' and physicians' perceptions. *J Clin Oncol*. 1984 Jul;2(7):849–55. PMID: 6737023
80. Goodman NW, Cooper GM, Malins AF, Prys-Roberts C. The validity of informed consent in a clinical study. *Anaesthesia*. 1984 Sep;39(9):911–6. doi: <http://dx.doi.org/10.1111/j.1365-2044.1984.tb06582.x> PMID: 6545095
81. Riecken HW, Ravich R. Informed consent to biomedical research in Veterans Administration Hospitals. *JAMA*. 1982 Jul 16;248(3):344–8. doi: <http://dx.doi.org/10.1001/jama.1982.03330030050025> PMID: 7045434
82. Bergler JH, Pennington AC, Metcalfe M, Freis ED. Informed consent: how much does the patient understand? *Clin Pharmacol Ther*. 1980 Apr;27(4):435–40. doi: <http://dx.doi.org/10.1038/clpt.1980.60> PMID: 6987027
83. Ritsuko A, Noda K, Etsuko S, Etsuko M, Tomoko S, Midori N, et al. [Survey of participants to clinical trial in Fukuoka university hospital: relationship between the participant's understanding of informed consent and their feeling of unease for clinical trials]. *Fukuoka Daigaku Igaku Kiyō*. 2006;33(1):25–9. Japanese.
84. Paediatric European Network for Treatment of AIDS. Parents' attitudes to their HIV-infected children being enrolled into a placebo-controlled trial: the PENTA 1 trial. *HIV Med*. 1999 Oct;1(1):25–31. doi: <http://dx.doi.org/10.1046/j.1468-1293.1999.00005.x> PMID: 11737326
85. Ballard HO, Shook LA, Desai NS, Anand KJ. Neonatal research and the validity of informed consent obtained in the perinatal period. *J Perinatol*. 2004 Jul;24(7):409–15. doi: <http://dx.doi.org/10.1038/sj.jp.7211142> PMID: 15152271
86. Bertoli AM, Strusberg I, Fierro GA, Ramos M, Strusberg AM. Lack of correlation between satisfaction and knowledge in clinical trials participants: a pilot study. *Contemp Clin Trials*. 2007 Nov;28(6):730–6. doi: <http://dx.doi.org/10.1016/j.cct.2007.04.005> PMID: 17581796
87. Burgess E, Singhal N, Amin H, McMillan DD, Devrome H. Consent for clinical research in the neonatal intensive care unit: a retrospective survey and a prospective study. *Arch Dis Child Fetal Neonatal Ed*. 2003 Jul;88(4):F280–5, discussion F285–6. doi: <http://dx.doi.org/10.1136/fn.88.4.F280> PMID: 12819158

88. Chaisson LH, Kass NE, Chengeta B, Mathebula U, Samandari T. Repeated assessments of informed consent comprehension among HIV-infected participants of a three-year clinical trial in Botswana. *PLoS ONE*. 2011;6(10):e22696. doi: <http://dx.doi.org/10.1371/journal.pone.0022696> PMID: 22046230
89. Chappuy H, Baruchel A, Leverger G, Oudot C, Brethon B, Haouy S, et al. Parental comprehension and satisfaction in informed consent in paediatric clinical trials: a prospective study on childhood leukaemia. *Arch Dis Child*. 2010 Oct;95(10):800–4. doi: <http://dx.doi.org/10.1136/adc.2009.180695> PMID: 20551191
90. Chappuy H, Bouazza N, Minard-Colin V, Patte C, Brugières L, Landman-Parker J, et al. Parental comprehension of the benefits/risks of first-line randomised clinical trials in children with solid tumours: a two-stage cross-sectional interview study. *BMJ Open*. 2013;3(5):e002733. doi: <http://dx.doi.org/10.1136/bmjopen-2013-002733> PMID: 23793670
91. Chappuy H, Doz F, Blanche S, Gentet JC, Pons G, Tréluyer JM. Parental consent in paediatric clinical research. *Arch Dis Child*. 2006 Feb;91(2):112–6. doi: <http://dx.doi.org/10.1136/adc.2005.076141> PMID: 16246853
92. Chappuy H, Doz F, Blanche S, Gentet JC, Tréluyer JM. Children's views on their involvement in clinical research. *Pediatr Blood Cancer*. 2008 May;50(5):1043–6. doi: <http://dx.doi.org/10.1002/pbc.21359> PMID: 17960770
93. Chenaud C, Merlani P, Luyasu S, Ricou B. Informed consent for research obtained during the intensive care unit stay. *Crit Care*. 2006;10(6):R170. doi: <http://dx.doi.org/10.1186/cc5120> PMID: 17156444
94. Chu SH, Jeong SH, Kim EJ, Park MS, Park K, Nam M, et al. The views of patients and healthy volunteers on participation in clinical trials: an exploratory survey study. *Contemp Clin Trials*. 2012 Jul;33(4):611–9. doi: <http://dx.doi.org/10.1016/j.cct.2012.02.018> PMID: 22405971
95. Constantinou M, Jhanji V, Chiang PP, Lamoureux EL, Rees G, Vajpayee RB. Determinants of informed consent in a cataract surgery clinical trial: why patients participate. *Can J Ophthalmol*. 2012 Apr;47(2):118–23. doi: <http://dx.doi.org/10.1016/j.cjco.2012.01.006> PMID: 22560415
96. Cousino MK, Zyzanski SJ, Yamokoski AD, Hazen RA, Baker JN, Noll RB, et al. Communicating and understanding the purpose of pediatric phase I cancer trials. *J Clin Oncol*. 2012 Dec 10;30(35):4367–72. doi: <http://dx.doi.org/10.1200/JCO.2012.42.3004> PMID: 23071225
97. Durand-Zaleski IS, Alberti C, Durieux P, Duval X, Gottot S, Ravaud P, et al. Informed consent in clinical research in France: assessment and factors associated with therapeutic misconception. *J Med Ethics*. 2008 Sep;34(9):e16. doi: <http://dx.doi.org/10.1136/jme.2007.023473> PMID: 18757616
98. Eiser C, Davies H, Jenney M, Glaser A. Mothers' attitudes to the randomized controlled trial (RCT): the case of acute lymphoblastic leukaemia (ALL) in children. *Child Care Health Dev*. 2005 Sep;31(5):517–23. doi: <http://dx.doi.org/10.1111/j.1365-2214.2005.00538.x> PMID: 16101646
99. Featherstone K, Donovan JL. Random allocation or allocation at random? Patients' perspectives of participation in a randomised controlled trial. *BMJ*. 1998 Oct 31;317(7167):1177–80. doi: <http://dx.doi.org/10.1136/bmj.317.7167.1177> PMID: 9794849
100. Hazen RA, Drotar D, Kodish E. The role of the consent document in informed consent for pediatric leukemia trials. *Contemp Clin Trials*. 2007 Jul;28(4):401–8. doi: <http://dx.doi.org/10.1016/j.cct.2006.10.011> PMID: 17196888
101. Hereu P, Pérez E, Fuentes I, Vidal X, Suñé P, Arnau JM. Consent in clinical trials: what do patients know? *Contemp Clin Trials*. 2010 Sep;31(5):443–6. doi: <http://dx.doi.org/10.1016/j.cct.2010.05.004> PMID: 20462521
102. Hofmeijer J, Amelink GJ, den Hertog HM, Algra A, Kappelle LJ, van der Worp HB, et al.; PAIS investigators. Appreciation of the informed consent procedure in a randomised trial of decompressive surgery for space occupying hemispheric infarction. *J Neurol Neurosurg Psychiatry*. 2007 Oct;78(10):1124–8. doi: <http://dx.doi.org/10.1136/jnnp.2006.110726> PMID: 17400593
103. Itoh K, Sasaki Y, Fujii H, Ohtsu T, Wakita H, Igarashi T, et al. Patients in phase I trials of anti-cancer agents in Japan: motivation, comprehension and expectations. *Br J Cancer*. 1997;76(1):107–13. doi: <http://dx.doi.org/10.1038/bjc.1997.344> PMID: 9218741
104. Jenkins V, Fallowfield L. Reasons for accepting or declining to participate in randomized clinical trials for cancer therapy. *Br J Cancer*. 2000 Jun;82(11):1783–8. doi: <http://dx.doi.org/10.1054/bjoc.2000.1142> PMID: 10839291
105. Kass NE, Maman S, Atkinson J. Motivations, understanding, and voluntariness in international randomized trials. *IRB*. 2005 Nov-Dec;27(6):1–8. doi: <http://dx.doi.org/10.2307/3563534> PMID: 16425478
106. Kenyon S, Dixon-Woods M, Jackson CJ, Windridge K, Pitchforth E. Participating in a trial in a critical situation: a qualitative study in pregnancy. *Qual Saf Health Care*. 2006 Apr;15(2):98–101. doi: <http://dx.doi.org/10.1136/qshc.2005.015636> PMID: 16585108
107. Kiguba R, Kutuyabami P, Kiwuwa S, Katabira E, Sewankambo NK. Assessing the quality of informed consent in a resource-limited setting: a cross-sectional study. *BMC Med Ethics*. 2012;13(1):21. doi: <http://dx.doi.org/10.1186/1472-6939-13-21> PMID: 22906301
108. Lidz CW, Appelbaum PS, Grisso T, Renaud M. Therapeutic misconception and the appreciation of risks in clinical trials. *Soc Sci Med*. 2004 May;58(9):1689–97. doi: [http://dx.doi.org/10.1016/S0277-9536\(03\)00338-1](http://dx.doi.org/10.1016/S0277-9536(03)00338-1) PMID: 14990370
109. Leroy T, Christophe V, Penel N, Antoine P, Clisat S. Factual understanding of randomized clinical trials: a multicenter case-control study in cancer patients. *Invest New Drugs*. 2011 Aug;29(4):700–5. doi: <http://dx.doi.org/10.1007/s10667-009-9315-8> PMID: 19760365
110. Levi RB, Marsick R, Drotar D, Kodish ED. Diagnosis, disclosure, and informed consent: learning from parents of children with cancer. *J Pediatr Hematol Oncol*. 2000 Jan-Feb;22(1):3–12. doi: <http://dx.doi.org/10.1097/00043426-200001000-00002> PMID: 10695815
111. Manafa O, Lindegger G, Ijsselmuiden C. Informed consent in an antiretroviral trial in Nigeria. *Indian J Med Ethics*. 2007 Jan-Mar;4(1):26–30. PMID: 18630217
112. McNally T, Grigg J. Parents' understanding of a randomised double-blind controlled trial. *Paediatr Nurs*. 2001 May;13(4):11–4. doi: <http://dx.doi.org/10.7748/paed2001.05.13.4.11.c736> PMID: 12025022
113. Mangset M, Førde R, Nessa J, Berge E, Wyller TB. I don't like that, it's tricking people too much...: acute informed consent to participation in a trial of thrombolysis for stroke. *J Med Ethics*. 2008 Oct;34(10):751–6. doi: <http://dx.doi.org/10.1136/jme.2007.023168> PMID: 18827109
114. Meneguín S, Zoboli EL, Domingues RZ, Nobre MR, César LA. [Informed consent as viewed by patients participating in cardiology drug trial]. *Arq Bras Cardiol*. 2010 Jan;94(1):4–9. Portuguese. doi: <http://dx.doi.org/10.1590/S0066-782X2010000100003> PMID: 20414520
115. Miller VA, Baker JN, Leek AC, Hizlan S, Rheingold SR, Yamokoski AD, et al. Adolescent perspectives on phase I cancer research. *Pediatr Blood Cancer*. 2013 May;60(5):873–8. doi: <http://dx.doi.org/10.1002/pbc.24326> PMID: 23034985
116. Mills N, Donovan JL, Smith M, Jacoby A, Neal DE, Hamdy FC. Perceptions of equipoise are crucial to trial participation: a qualitative study of men in the ProtecT study. *Control Clin Trials*. 2003 Jun;24(3):272–82. doi: [http://dx.doi.org/10.1016/S0197-2456\(03\)00020-5](http://dx.doi.org/10.1016/S0197-2456(03)00020-5) PMID: 12757993
117. Nurgat ZA, Craig W, Campbell NC, Bissett JD, Cassidy J, Nicolson MC. Patient motivations surrounding participation in phase I and phase II clinical trials of cancer chemotherapy. *Br J Cancer*. 2005 Mar 28;92(6):1001–5. doi: <http://dx.doi.org/10.1038/sj.bjc.6602423> PMID: 15770219
118. Ockene IS, Miner J, Shannon TA, Gore JM, Weiner BH, Ball SP. The consent process in the Thrombolysis in Myocardial Infarction (TIMI-phase I) trial. *Clin Res*. 1991 Feb;39(1):13–7. PMID: 1999082
119. Petersen I, Spix C, Kaatsch P, Graf N, Janka G, Kollek R. Parental informed consent in pediatric cancer trials: a population-based survey in Germany. *Pediatr Blood Cancer*. 2013 Mar;60(3):446–50. doi: <http://dx.doi.org/10.1002/pbc.24330> PMID: 23015470
120. Queiroz da Fonseca O, Lie RK. Comprehension of the informed consent form and general knowledge of vaccines among potential participants for an HIV vaccine trial in Brazil. *Int J Pharm Med*. 1999;13(5):253–60.
121. Russell FM, Carapetis JR, Liddle H, Edwards T, Ruff TA, Devitt J. A pilot study of the quality of informed consent materials for Aboriginal participants in clinical trials. *J Med Ethics*. 2005 Aug;31(8):490–4. doi: <http://dx.doi.org/10.1136/jme.2002.002279> PMID: 16076978
122. Schaeffer MH, Krantz DS, Wichman A, Masur H, Reed E, Vinicky JK. The impact of disease severity on the informed consent process in clinical research. *Am J Med*. 1996 Mar;100(3):261–8. doi: [http://dx.doi.org/10.1016/S0002-9343\(97\)89483-1](http://dx.doi.org/10.1016/S0002-9343(97)89483-1) PMID: 8629670
123. Coulibaly-Traoré D, Msellati P, Vidal L, Ekra CW, Dabis F. [The Ditrane (ANRS 049) clinical trial aimed at reducing the mother-child transmission of HIV in Abidjan. Participants' understanding of the trial principles]. *Presse Med*. 2003 Mar 1;32(8):343–50. French. PMID: 12712680
124. Ducrocq X, Taillandier L, Anxionnat R, Lacour JC, Debouverie M, Lanotte L, et al. [Ethical approach to informed consent for participation in clinical studies in acute cerebral infarct]. *Presse Med*. 2000 Jul 8-15;29(24):1335–40. French. PMID: 10938684
125. Schutta KM, Burnett CB. Factors that influence a patient's decision to participate in a phase I cancer clinical trial. *Oncol Nurs Forum*. 2000 Oct;27(9):1435–8. PMID: 11058975

126. Snowdon C, Garcia J, Elbourne D. Making sense of randomization; responses of parents of critically ill babies to random allocation of treatment in a clinical trial. *Soc Sci Med*. 1997 Nov;45(9):1337–55. doi: [http://dx.doi.org/10.1016/S0277-9536\(97\)00063-4](http://dx.doi.org/10.1016/S0277-9536(97)00063-4) PMID: 9351153
127. Stenson BJ, Becher JC, McIntosh N. Neonatal research: the parental perspective. *Arch Dis Child Fetal Neonatal Ed*. 2004 Jul;89(4):F321–4. doi: <http://dx.doi.org/10.1136/adc.2002.021931> PMID: 15210665
128. Unguru Y, Sill AM, Kamani N. The experiences of children enrolled in pediatric oncology research: implications for assent. *Pediatrics*. 2010 Apr;125(4):e876–83. doi: <http://dx.doi.org/10.1542/peds.2008-3429> PMID: 20351001
129. Yoong J, Jefford M, Mileshkin L. Patients' understanding of clinical trials needs to be assessed in the context of understanding of overall goals of care. *Support Care Cancer*. 2011 Aug;19(8):1067–8. doi: <http://dx.doi.org/10.1007/s00520-011-1201-1> PMID: 21637973
130. Verheggen FW, Jonkers R, Kok G. Patients' perceptions on informed consent and the quality of information disclosure in clinical trials. *Patient Educ Couns*. 1996 Nov;29(2):137–53. doi: [http://dx.doi.org/10.1016/0738-3991\(96\)00859-2](http://dx.doi.org/10.1016/0738-3991(96)00859-2) PMID: 9006231
131. Country and lending groups [Internet]. Washington: World Bank; 2014. Available from: <http://data.worldbank.org/about/country-and-lending-groups> [cited 2014 Dec 12].
132. Idänpäänheikkilä JE. WHO guidelines for good clinical practice (GCP) for trials on pharmaceutical products: responsibilities of the investigator. *Ann Med*. 1994 Apr;26(2):89–94. doi: <http://dx.doi.org/10.3109/07853899409147334> PMID: 8024733
133. Moreno J, Caplan AL, Wolpe PR. Updating protections for human subjects involved in research. Project on Informed Consent, Human Research Ethics Group. *JAMA*. 1998 Dec 9;280(22):1951–8. doi: <http://dx.doi.org/10.1001/jama.280.22.1951> PMID: 9851484
134. de Melo-Martín I, Ho A. Beyond informed consent: the therapeutic misconception and trust. *J Med Ethics*. 2008 Mar;34(3):202–5. doi: <http://dx.doi.org/10.1136/jme.2006.019406> PMID: 18316464
135. Bergenmar M, Molin C, Wilking N, Brandberg Y. Knowledge and understanding among cancer patients consenting to participate in clinical trials. *Eur J Cancer*. 2008 Nov;44(17):2627–33. doi: <http://dx.doi.org/10.1016/j.ejca.2008.08.013> PMID: 18818068
136. Durand-Zaleski IS, Alberti C, Durieux P, Duval X, Gottot S, Ravaud P, et al. Informed consent in clinical research in France: assessment and factors associated with therapeutic misconception. *J Med Ethics*. 2008 Sep;34(9):e16. doi: <http://dx.doi.org/10.1136/jme.2007.023473> PMID: 18757616
137. Ballard HO, Shook LA, Desai NS, Anand KJ. Neonatal research and the validity of informed consent obtained in the perinatal period. *J Perinatol*. 2004 Jul;24(7):409–15. doi: <http://dx.doi.org/10.1038/sj.jp.7211142> PMID: 15152271
138. Miller FG, Joffe S. Phase 1 oncology trials and informed consent. *J Med Ethics*. 2013 Dec;39(12):761–4. doi: <http://dx.doi.org/10.1136/medethics-2012-100832> PMID: 23161617
139. Tamariz L, Palacio A, Robert M, Marcus EN. Improving the informed consent process for research subjects with low literacy: a systematic review. *J Gen Intern Med*. 2013 Jan;28(1):121–6. doi: <http://dx.doi.org/10.1007/s11606-012-2133-2> PMID: 22782275
140. Flory J, Emanuel E. Interventions to improve research participants' understanding in informed consent for research: a systematic review. *JAMA*. 2004 Oct 6;292(13):1593–601. doi: <http://dx.doi.org/10.1001/jama.292.13.1593> PMID: 15467062
141. Hyder AA, Rattani A, Krubiner C, Bachani AM, Tran NT. Ethical review of health systems research in low- and middle-income countries: a conceptual exploration. *Am J Bioeth*. 2014;14(2):28–37. doi: <http://dx.doi.org/10.1080/15265161.2013.868950> PMID: 24521334
142. Cargan L. *Doing social research*. Lanham: Rowman and Littlefield Publishers; 2007.
143. Takemura Y, Sakurai Y, Yokoya S, Otaki J, Matsuoka T, Ban N, et al. Open-ended questions: are they really beneficial for gathering medical information from patients? *Tohoku J Exp Med*. 2005 Jun;206(2):151–4. doi: <http://dx.doi.org/10.1620/tjem.206.151> PMID: 15888971
144. Faralli C. *Informed consent in medicine: ethical and juridical aspects*. Milan: Salute e Società; 2013.
145. Isles AF. Understood consent versus informed consent: a new paradigm for obtaining consent for pediatric research studies. *Front Pediatr*. 2013;1:38. doi: <http://dx.doi.org/10.3389/fped.2013.00038> PMID: 24400284
146. Nishimura A, Carey J, Erwin PJ, Tilburt JC, Murad MH, McCormick JB. Improving understanding in the research informed consent process: a systematic review of 54 interventions tested in randomized control trials. *BMC Med Ethics*. 2013;14(1):28. doi: <http://dx.doi.org/10.1186/1472-6939-14-28> PMID: 23879694
147. Baker JN, Leek AC, Salas HS, Drotar D, Noll R, Rheingold SR, et al. Suggestions from adolescents, young adults, and parents for improving informed consent in phase 1 pediatric oncology trials. *Cancer*. 2013 Dec 1;119(23):4154–61. doi: <http://dx.doi.org/10.1002/cncr.28335> PMID: 24006119
148. Terranova G, Ferro M, Carpeggiani C, Recchia V, Braga L, Semelka RC, et al. Low quality and lack of clarity of current informed consent forms in cardiology: how to improve them. *JACC Cardiovasc Imaging*. 2012 Jun;5(6):649–55. doi: <http://dx.doi.org/10.1016/j.jcmg.2012.03.007> PMID: 22698536
149. Mårtenson EK, Fägerskiöld AM. A review of children's decision-making competence in health care. *J Clin Nurs*. 2008 Dec;17(23):3131–41. doi: <http://dx.doi.org/10.1111/j.1365-2702.2006.01920.x> PMID: 18005126
150. Kluge EH. Informed consent by children: the new reality. *CMAJ*. 1995 May 1;152(9):1495–7. PMID: 7728701
151. Cox DR. Combination of data. In: Kotz S, Johnson NL, Read CB, Balakrishnan N, Vidakovic B, editors. *Encyclopedia of statistical sciences*. 2nd ed. Hoboken: John Wiley & Sons; 2006. pp. 1074–81.
152. Baker WL, White CM, Cappelleri JC, Kluger J, Coleman CI; Health Outcomes, Policy, and Economics (HOPE) Collaborative Group. Understanding heterogeneity in meta-analysis: the role of meta-regression. *Int J Clin Pract*. 2009 Oct;63(10):1426–34. doi: <http://dx.doi.org/10.1111/j.1742-1241.2009.02168.x> PMID: 19769699
153. Huy NT, Van Giang T, Thuy DH, Kikuchi M, Hien TT, Zamora J, et al. Factors associated with dengue shock syndrome: a systematic review and meta-analysis. *PLoS Negl Trop Dis*. 2013;7(9):e2412. doi: <http://dx.doi.org/10.1371/journal.pntd.0002412> PMID: 24086778
154. Ioannidis JP, Patsopoulos NA, Rothstein HR. Reasons or excuses for avoiding meta-analysis in forest plots. *BMJ*. 2008 Jun 21;336(7658):1413–5. doi: <http://dx.doi.org/10.1136/bmj.a117> PMID: 18566080

Table 1. Studies and data sets in the meta-analysis of participants' understanding of informed consent in clinical trials, 1980–2013

Study	Year	Country (data set, if applicable)	Participants		Subject	Phase of trial	Involved patients with critical conditions	Evaluation of understanding of informed consent	
			Type	No.				Age, ^a years	Method
Ellis ²⁸	2010	USA	Adult patients	171	Malaria vaccine	I	No	Questionnaire	After ICP
Ellis ²⁸	2010	Mali	Adult patients	89	Malaria vaccine	I	No	Questionnaire	After ICP
Ellis ²⁸	2010	Mali	Parents or guardians	700	Malaria vaccine	I	No	Questionnaire	After ICP
Valley ²⁹	2010	United Republic of Tanzania	Adult patients	99	Infectious disease	III	No	Interviews	4 weeks after ICP
Hill ³⁰	2008	Ghana	Adult and child patients	1245	Vitamin A supplementation	ND	No	Semi-structured interviews	After ICP
Minnies ³¹	2008	South Africa	Parents or guardians	192	Infectious disease	ND	No	Questionnaire with staff assistance	Within 1 hour of ICP
Kaewpoonsri ³²	2006	Thailand	Adult patients	81	Infectious disease	ND	No	Semi-structured questionnaire and non-participant observation	At third follow-up visit
Krosin ³³	2006	Mali (rural population)	Adult patients	78	Malaria vaccine	ND	No	Questionnaire	Within 48 hours of consent
Krosin ³³	2006	Mali (urban population)	Adult patients	85	Malaria vaccine	ND	No	Questionnaire	Within 48 hours of consent
Moodley ³⁴	2005	South Africa	Adult patients	334	Influenza vaccine	ND	No	Interviews	4–12 months after the trial
Pace ³⁵	2005	Thailand	Adult patients	141	Infectious disease	III	No	Interviews	Immediately after ICP
Pace ³⁶	2005	Uganda	Parents or guardians	347	Infectious disease	ND	No	Interviews	Immediately after ICP
Ekouevi ³⁷	2004	Côte d'Ivoire	Adult patients	55	Infectious disease	ND	No	Interviews	ND
Joubert ³⁸	2003	South Africa	Adult patients	92	Vitamin A supplementation	ND	No	Interviews	Median of 14 months after ICP
Lynøe ³⁹	2001	Bangladesh	Adult patients	105	Iron supplementation	ND	No	Structured questionnaire	After ICP
Lynøe ⁴⁰	2004	Sweden	Adult patients	44	Lipid-lowering treatment	ND	No	Questionnaire	1 week after ICP
Lynøe ⁴¹	1991	Sweden	Adult and child patients	43	Gynaecology	ND	No	Questionnaire by mail	18 months after the trial
Lynøe ⁴²	2004	Sweden	ND	40	Oncology	ND	No	Questionnaire	ND
Lynøe ⁴³	2001	Sweden	Adult patients	26	Auricular acupuncture	ND	No	Questionnaire	4 weeks after ICP
Lynøe ⁴³	2001	Sweden	Adult patients	16	Auricular acupuncture	ND	No	Questionnaire	4 weeks after ICP
Leach ⁴⁴	1999	Gambia (rural population)	Parents or guardians	73	<i>Haemophilus influenzae</i> type B vaccine	ND	No	Interviews	Within 1 week of ICP

(continues...)

(...continued)

Study	Year	Country (data set, if applicable)	Participants		Subject	Phase of trial	Involved patients with critical conditions	Evaluation of understanding of informed consent	
			Type	No.				Age, ^a years	Method
Leach ⁴⁴	1999	Gambia (urban population)	Parents or guardians	64	ND	<i>Haemophilus influenzae</i> type B vaccine	No	Interviews	Within 1 week of ICP
Pituitthum ⁴⁵	1997	Thailand	Adult patients	33	55.3 (43–69)	HIV vaccine	No	Questionnaire	Prior to ICP
Bergemar ⁴⁶	2008	Sweden	Adult patients	282	60 (32–82)	Oncology	No	Questionnaire	75% within 3 days of ICP, 99% within 2 weeks
Knifed ⁴⁷	2008	Canada	Adult patients	21	52 (26–65)	Neuro-oncology	No	Face-to-face interviews	Within 1 month of ICP
Agrawal ⁴⁸	2006	USA	Adult patients	163	57.7 (IQR: 48–68)	Oncology	No	Structured interview	Immediately after ICP
Franck ⁴⁹	2007	United Kingdom	Parents or guardians	109	ND	25 paediatric trials	Yes	Questionnaire	Immediately after ICP
Gammelgaard ⁵⁰	2004	Denmark (patients participating in trial)	Adult patients	103	60	Acute myocardial infarction	Yes	Questionnaire	ND
Gammelgaard ⁵⁰	2004	Denmark (patients declining participation)	Adult patients	78	61	Acute myocardial infarction	Yes	Questionnaire	ND
Kodlish ⁵¹	2004	USA (participants with nurse present at ICP)	Parents or guardians	65	35 (18–51)	Paediatric oncology	No	Interview	Within 48 hours of ICP
Kodlish ⁵¹	2004	USA (participants with nurse not present at ICP)	Parents or guardians	72	35 (18–51)	Paediatric oncology	No	Interview	Within 48 hours of ICP
Criscione ⁵²	2003	USA	Adult patients	30	44.9 ± 9.8	Rheumatology	No	Questionnaire	7–28 days after ICP
Kupst ⁵³	2003	USA	Parents or guardians	20	ND	Paediatric oncology	No	Structured interview	1 month after ICP
Pope ⁵⁴	2003	Canada	Adult patients	190	63 (22–84)	Cardiology, ophthalmology and rheumatology	No	Questionnaire	2 months to 5 years after ICP
Schats ⁵⁵	2003	Netherlands (patient consented, patients' understanding of ICP assessed)	Adult patients	37	ND	Neurology	Yes	Structured interview	7–31 months after ICP
Schats ⁵⁵	2003	Netherlands (patient consented, relatives' understanding of ICP assessed)	Adult patients	30	ND	Neurology	Yes	Structured interview	7–31 months after ICP
Schats ⁵⁵	2003	Netherlands (relative consented, patients' understanding of ICP assessed)	Adult patients	17	ND	Neurology	Yes	Structured interview	7–31 months after ICP

(continues...)

(...continued)

Study	Year	Country (data set, if applicable)	Participants		Subject	Phase of trial	Involved patients with critical conditions	Evaluation of understanding of informed consent	
			Type	No.				Age, ^a years	Method
Schats ⁵⁵	2003	Netherlands (relative consented, relatives' understanding of ICP assessed)	Adult patients	17	ND	Neurology	Yes	Structured interview	7–31 months after ICP
Simon ⁵⁶	2003	USA (ethnic majority)	Parents or guardians	60	36 (19–51)	Paediatric oncology	No	Interview	48 hours after ICP
Simon ⁵⁶	2003	USA (non-English-speaking ethnic minority)	Parents or guardians	21	34 (21–46)	Paediatric oncology	No	Interview	48 hours after ICP
Simon ⁵⁶	2003	USA (English-speaking ethnic minority)	Parents or guardians	27	33 (18–45)	Paediatric oncology	No	Interview	48 hours after ICP
Joffe ⁵⁷	2001	USA	Adult patients	207	55 (57% were aged 45–64)	Oncology	No	Questionnaire by mail	3–14 days after ICP
Daugherty ⁵⁸	1995	USA	Adult patients	27	58 (32–80)	Oncology	No	Structured interview	Before receiving investigational treatment
Daugherty ⁵⁹	2000	USA	Adult patients	144	59 (26–82)	Oncology	No	Structured interview	Before receiving investigational treatment
Hietanen ⁶⁰	2000	Finland	Adult patients	261	65 (48–87)	Oncology	No	Questionnaire by mail	5–17 months after ICP
Montgomery ⁶¹	1998	United Kingdom	Adult patients	158	ND	Anaesthesia	ND	Questionnaire by mail	6–24 months after ICP
van Stuijvenberg ⁶²	1998	Netherlands	Parents or guardians	181	34	Paediatrics	No	Questionnaire	1–3 years after ICP
Harrison ⁶³	1995	USA (injection-drug users)	Adult patients	71	37 (18–56)	HIV vaccine	No	Questionnaire	Before ICP signature
Harrison ⁶³	1995	USA (injection-drug users and other high-risk individuals)	Adult patients	71	37 (18–56)	HIV vaccine	No	Questionnaire	Before ICP signature
Harth ⁶⁴	1995	Australia	Parents or guardians	62	31	Asthma	No	Interview by telephone	6–9 months after entering trial
Estey ⁶⁵	1994	Canada	Adult patients	29	58 (43–70)	Drug trial	No	Interview	1–6 weeks after ICP
Howard ⁶⁶	1981	USA	Adult patients	64	55 (30–69)	Acute myocardial infarction	Yes	Interview	2 weeks to 15 months after ICP
Griffin ⁶⁷	2006	USA	Adult patients	1789	65 (53% were aged 60–69)	Cholesterol treatment	No	Interview	5.1 years after trial
Guarino ⁶⁸	2006	USA	Adult patients	1086	40.7 (27–72)	Gulf War veterans' illnesses	No	Questionnaire	ND

(continues...)

(. . . continued)

Study	Year	Country (data set, if applicable)	Participants		Subject	Phase of trial	Involved patients with critical conditions	Evaluation of understanding of informed consent	
			Type	No.				Age, ^a years	Method
Barrett ⁶⁹	2005	USA	Adult patients	8	Oncology	II, III	No	Questionnaire	ND
Sugarman ⁷⁰	2005	USA	Adult patients	627	Several trials on different diseases	ND	No	Interview by telephone	Right after ICP
Simon ⁷¹	2004	USA	Adult patients	79	Oncology	III	No	Semi-structured interview	ND
Simon ⁷¹	2004	USA	Adult patients	140	Oncology	III	No	Semi-structured interview	ND
Pentz ⁷²	2002	USA	Adult patients	100	Oncology	I	No	Structured interview in person or by phone or mail	ND
Cohen ⁷³	2001	USA	Adult patients	46	Oncology	I	No	Questionnaire	Before treatment
Fortney ⁷⁴	1999	USA	Adult patients	15	Gynaecology	ND	No	Structured interview	9–39 days after ICP
Fortney ⁷⁴	1999	Africa	Adult patients	17	Gynaecology	ND	No	Structured interview	26–250 days after ICP
Fortney ⁷⁴	1999	Latin America group I	Adult patients	19	Gynaecology	ND	No	Structured interview	26–250 days after ICP
Fortney ⁷⁴	1999	Latin America group II	Adult patients	19	Gynaecology	ND	No	Structured interview	26–250 days after ICP
Hutchison ⁷⁵	1998	United Kingdom	Adult patients	28	Oncology	I	No	Structured interview	2–4 weeks after ICP
Négrier ⁷⁶	1995	France	Adult patients	24	Oncology	II	No	Written questionnaire	Immediately after ICP
Tankanow ⁷⁷	1992	USA	Adult patients	98	Drug trials	ND	ND	Interview based on a questionnaire	72 hours after ICP
Rodenhuis ⁷⁸	1984	Netherlands	Adult patients	10	Oncology	I	No	Structured interview	1–6 months after ICP
Penman ⁷⁹	1984	USA	Adult patients	144	Oncology	II, III	No	Structured interview	1–3 weeks after ICP
Goodman ⁸⁰	1984	United Kingdom (first study)	Adult patients	14	Anaesthesia	ND	Yes	Questionnaire	Postoperative phase of the study
Goodman ⁸⁰	1984	United Kingdom (second study)	Adult patients	18	Anaesthesia	ND	Yes	Questionnaire	Before discharge from hospital
Riecken ⁸¹	1982	USA	Adult patients	156	50 clinical trials	ND	ND	Interview	< 10 weeks after ICP
Bergler ⁸²	1980	USA	Adult patients	39	Anti-hypertensive treatment	ND	No	Structured interview	Immediately after ICP
Ritsuko ⁸³	2006	Japan	Adult patients	279	Clinical trials	II, III	ND	Questionnaire	1 month to 2 years after ICP

(continues . . .)

(...continued)

Study	Year	Country (data set, if applicable)	Participants		Subject	Phase of trial	Involved patients with critical conditions	Evaluation of understanding of informed consent	
			Type	No.				Age, ^a years	Method
PENTA ⁸⁴	1999	Several countries	Parents or guardians	84	ND	Drug trial	No	Questionnaire	Before unblinding the individual child's therapy 3–28 months after ICP
Ballard ⁸⁵	2004	USA (mothers)	Parents or guardians	35	26.3 (16–43)	Paediatrics	No	Questionnaire	3–28 months after ICP
Ballard ⁸⁵	2004	USA (fathers)	Parents or guardians	21	26.3 (16–43)	Paediatrics	No	Questionnaire	3–28 months after ICP
Ballard ⁸⁵	2004	USA (mothers and fathers)	Parents or guardians	8	26.3 (16–43)	Paediatrics	No	Questionnaire	3–28 months after ICP
Bertoli ⁸⁶	2007	Argentina	Adult patients	105	56.3 ± 11.8	Rheumatology	No	Questionnaire	ND
Burgess ⁸⁷	2003	Canada (prospective study)	Parents or guardians	29	30 (21–41) for mothers and 33.4 for fathers	Neonatology	Yes	Questionnaire	Prospective study
Burgess ⁸⁷	2003	Canada (retrospective evaluation of ICP)	Parents or guardians	44	29.5 (14–40) for mothers and 33.4 for fathers	Neonatology	Yes	Questionnaire	> 1 year after ICP
Chaisson ⁸⁸	2011	Botswana (English speakers)	Adult patients	969	33	Infectious disease	No	Questionnaire	Within 30 days of ICP
Chaisson ⁸⁸	2011	Botswana (Setswana speakers)	Adult patients	969	33	Infectious disease	No	Questionnaire	Within 30 days of ICP
Chappuy ⁸⁹	2010	France	Parents or guardians	43	ND	Paediatric oncology	No	Semi-structured interview	After ICP
Chappuy ⁹⁰	2013	France	Parents or guardians	40	ND	Oncology	No	Semi-structured interview	After study inclusion
Chappuy ⁹¹	2006	France	Parents or guardians	68	ND	HIV infection or oncology	No	Semi-structured interview	21 days to 2 years after ICP
Chappuy ⁹²	2008	France	Child patients	29	13.6 ± 2.8	HIV infection or oncology	No	Semi-structured interview	After diagnosis
Chenaud ⁹³	2006	Switzerland	Adult patients	44	54 ± 22	Surgical intensive care unit	Yes	Interview	Mean of 10 days (standard deviation: 2) after ICP
Chu ⁹⁴	2012	Republic of Korea	Adult patients	140	47.2 ± 14	Several diseases	No	Self-administered questionnaire	ND
Constantinou ⁹⁵	2012	Australia (patients participating in trial)	Adult patients	20	72.2 ± 10.3	Ophthalmology	No	Interview	ND
Constantinou ⁹⁵	2012	Australia (patients declining participation)	Adult patients	20	73.1 ± 6.8	Ophthalmology	No	Interview	ND

(continues...)

(...continued)

Study	Year	Country (data set, if applicable)	Participants		Subject	Phase of trial	Involved patients with critical conditions	Evaluation of understanding of informed consent		
			Type	No.				Age, ^a years	Method	Timing
Cousino ⁹⁶	2012	USA (ethnic majority)	Parents or guardians	60	42 (23–66)	Paediatric oncology	I	No	Interview	ND
Cousino ⁹⁶	2012	USA (ethnic minority)	Parents or guardians	60	42 (23–66)	Paediatric oncology	I	No	Interview	ND
Durand-Zaleski ⁹⁷	2008	France	Adult patients and parents or guardians	279	49.5 (39–58) for patients and 40 (35–45) for parents and guardians	ND	ND	No	Structured interview	ND
Eiser ⁹⁸	2005	United Kingdom	Parents or guardians	50	ND	Oncology	ND	No	Semi-structured interview	3–5 months after diagnosis
Featherstone ⁹⁹	1998	United Kingdom	Adult patients	20	ND	Urinary retention treatment	ND	No	Semi-structured interview	Seven patients within 3 months and five within 5 months of randomization; eight patients after receiving treatment
Hazen ¹⁰⁰	2007	USA (ethnic majority)	Parents or guardians	79	ND	Paediatric oncology	ND	No	Interview	Within 48 hours of ICP
Hazen ¹⁰⁰	2007	USA (ethnic minority)	Parents or guardians	61	ND	Paediatric oncology	ND	No	Interview	Within 48 hours of ICP
Hereu ¹⁰¹	2010	Spain (urgent cases)	Adult patients	24	52 (22–88)	40 therapeutic trials	II, III, IV	Yes	Structured interview	Within 3 months of ICP
Hereu ¹⁰¹	2010	Spain (non-urgent cases)	Adult patients	115	52 (22–88)	40 therapeutic trials	II, III, IV	No	Structured interview	Within 3 months of ICP
Hofmeijer ¹⁰²	2007	Netherlands (extremely urgent treatment)	Adult patients	28	48 ± 8	Neurology	ND	Yes	Interview	Median of 13 days (range: 10–16) after ICP
Hofmeijer ¹⁰²	2007	Netherlands (less urgent treatment)	Adult patients	30	69 ± 13	Neurology	ND	Yes	Interview	Median of 13 days (range: 10–16) after ICP
Itoh ¹⁰³	1997	Japan	Adult patients	32	58 (30–68)	Oncology	I	No	Questionnaire	After ICP and before drug treatment
Jenkins ¹⁰⁴	2000	United Kingdom (patients participating in trial)	Adult patients	147	55 (all > 25)	Oncology	ND	No	Postal questionnaire	ND
Jenkins ¹⁰⁴	2000	United Kingdom (patients declining participation in trial)	Adult patients	51	55 (all > 25)	Oncology	ND	No	Postal questionnaire	ND

(continues...)

(. . . continued)

Study	Year	Country (data set, if applicable)	Participants		Subject	Phase of trial	Involved patients with critical conditions	Evaluation of understanding of informed consent	
			Type	No.				Age, ^a years	Method
Kass ¹⁰⁵	2005	Two African and one Caribbean country	Adult patients	26	Infectious disease	ND	No	Semi-structured interview	ND
Kenyon ¹⁰⁶	2006	United Kingdom	Adult patients	20	Gynaecology	ND	Yes	Interview	ND
Kiguba ¹⁰⁷	2012	Uganda	Adult patients	235	Infectious disease	ND	No	Semi-structured interview	After initial or repeat ICP
Lidz ¹⁰⁸	2004	USA	Adult patients	155	40 trials on several diseases	I, II, III, IV	No	Semi-structured interview	ND
Leroy ¹⁰⁹	2011	France	Adult patients	75	Oncology	II, III	No	Self-assessment questionnaire	ND
Levi ¹¹⁰	2000	USA	Parents or guardians	22	Paediatric oncology	ND	No	Semi-structured interview	ND
Manafa ¹¹¹	2007	Nigeria	Adult patients	88	Infectious disease	ND	No	Questionnaire	2 months after enrolment in trial
McNally ¹¹²	2001	United Kingdom	Parents or guardians	29	Infectious disease	ND	No	Questionnaire	ND
Mangset ¹¹³	2008	Norway	Adult patients	11	Neurology	III	Yes	Semi-structured interview	ND
Meneguín ¹¹⁴	2010	Brazil	Adult patients	80	Cardiology	II, III, IV	No	Semi-structured interview	6 months to 4 years after completion of trial
Miller ¹¹⁵	2013	USA	Adult and child patients	20	Paediatric oncology	I	No	Structured interview	Immediately after ICP
Mills ¹¹⁶	2003	United Kingdom	Adult patients	21	Oncology	ND	No	Interview	Approximately 10 days after ICP
Nurgat ¹¹⁷	2005	United Kingdom	Adult patients	38	Oncology	I, II	No	Questionnaire by mail	Before or during the first treatment cycle
Ockene ¹¹⁸	1991	USA	Adult patients	28	Cardiology	I	Yes	Interview based on a questionnaire	After ICP
Petersen ¹¹⁹	2013	Germany (patients participating in trial)	Parents or guardians	767	Paediatric oncology	ND	No	Questionnaire by mail	ND
Petersen ¹¹⁹	2013	Germany (patients declining participation)	Parents or guardians	40	Paediatric oncology	ND	No	Questionnaire by mail	ND
Queiroz da Fonseca ²⁰	1999	Brazil	Adult patients	66	HIV vaccine	ND	No	Semi-structured interview	ND
Russell ¹²¹	2005	Australia (Aborigines)	Adult patients	20	Pneumococcal vaccine	ND	No	Semi-structured interview	Immediately after ICP

(continues . . .)

(. . . continued)

Study	Year	Country (data set, if applicable)	Participants		Subject	Phase of trial	Involved patients with critical conditions	Evaluation of understanding of informed consent		
			Type	No.				Age, ^a years	Method	Timing
Russell ¹²¹	2005	Australia (non-Aborigines)	Adult patients	20	100% were > 16	Pneumococcal vaccine	ND	No	Semi-structured interview	Immediately after ICP
Schaeffer ¹²²	1996	USA (phase 1)	Adult patients	9	53 ± 14.7	Oncology	I	No	Questionnaire	24 hours after study inclusion
Schaeffer ¹²²	1996	USA (phase 2)	Adult patients	36	56 ± 8.9	Oncology	I	No	Questionnaire	24 hours after study inclusion
Schaeffer ¹²²	1996	USA (phase 3)	Adult patients	28	33 ± 6.6	Infectious disease	I	No	Questionnaire	24 hours after study inclusion
Coulibaly-Traore ¹²³	2003	France	Adult patients	57	25 (18–42)	HIV vaccine	ND	No	Interview	90–180 days after ICP
Ducrocq ¹²⁴	2000	France	Adult patients	72	62 (29–85)	Neurology	ND	No	Interview	6–24 hours after study inclusion
Schutta ¹²⁵	2000	USA	Adult patients	8	57 (42–72)	Oncology	I	No	Interview	Immediately after ICP
Snowdon ¹²⁶	1997	United Kingdom	Parents or guardians	71	30.5 (22–44)	Neonatology	ND	Yes	Semi-structured interview	Different times after recruitment to the trial
Stenson ¹²⁷	2004	United Kingdom	Parents or guardians	99	ND	Neonatology	ND	Yes	Questionnaire	18 months after the study finished
Unguru ¹²⁸	2010	USA	Child patients	37	13.6 (7–19)	Paediatric oncology	I, II, III, IV	No	Semi-structured interview	ND
Yoong ¹²⁹	2011	Australia	Adult patients	102	ND	Oncology	I, II, III	No	Questionnaire	ND
Verheggen ¹³⁰	1996	Netherlands	Adult patients	198	ND	26 trials	ND	No	Questionnaire	4 weeks after ICP

HIV: human immunodeficiency virus; ICP: informed consent process; OR: interquartile range; ND: not determined.

^a Ages are given as a mean alone, a mean ± standard deviation, a range or a median (range), unless otherwise stated.